



# Performance Comparison of IDT Tsi384™ and PLX PEX8114

80E1000\_AN009\_02

October 2, 2009

6024 Silver Creek Valley Road San Jose, California 95138

Telephone: (408) 284-8200 • FAX: (408) 284-3572

Printed in U.S.A.

©2009 Integrated Device Technology, Inc.

---

---

#### GENERAL DISCLAIMER

Integrated Device Technology, Inc. ("IDT") reserves the right to make changes to its products or specifications at any time, without notice, in order to improve design or performance. IDT does not assume responsibility for use of any circuitry described herein other than the circuitry embodied in an IDT product. Disclosure of the information herein does not convey a license or any other right, by implication or otherwise, in any patent, trademark, or other intellectual property right of IDT. IDT products may contain errata which can affect product performance to a minor or immaterial degree. Current characterized errata will be made available upon request. Items identified herein as "reserved" or "undefined" are reserved for future definition. IDT does not assume responsibility for conflicts or incompatibilities arising from the future definition of such items. IDT products have not been designed, tested, or manufactured for use in, and thus are not warranted for, applications where the failure, malfunction, or any inaccuracy in the application carries a risk of death, serious bodily injury, or damage to tangible property. Code examples provided herein by IDT are for illustrative purposes only and should not be relied upon for developing applications. Any use of such code examples shall be at the user's sole risk.

Copyright © 2009 Integrated Device Technology, Inc.  
All Rights Reserved.

The IDT logo is registered to Integrated Device Technology, Inc. IDT is a trademark of Integrated Device Technology, Inc.

---

---

# 1. Performance Comparison of IDT Tsi384 and PLX PEX8114

This report compares the data throughput of the IDT Tsi384 and the PLX PEX8114. The comparison data is based on tests performed in a PC environment for PCIe upstream transactions.

This document discusses the following:

- “Test Equipment Description” on page 3
- “Upstream Write Throughput” on page 6
- “Upstream Read Throughput” on page 10

## Revision History

*80E1000\_AN009\_02, Formal, October 2009*

This document was rebranded as IDT. It does not include any technical changes.

*80E1000\_AN009\_01, Formal, April 2009*

This is the first version of the document.

---

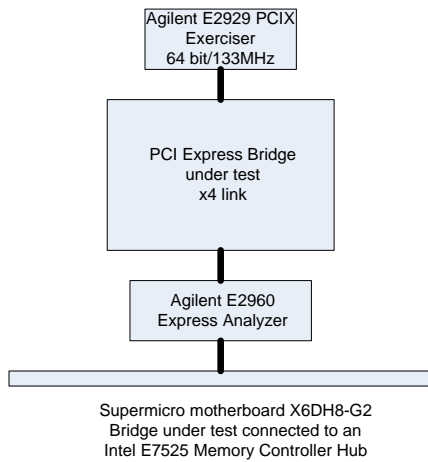
## 1.1 Test Equipment Description

Tsi384 and PEX8114 data throughput is measured through the PCIe Root Complex in a Supermicro PC. This test platform was chosen because it is representative of a typical system using x4 PCIe plug-in cards (see [Figure 1](#)).

The Tsi384 PCIe bridge was tested using IDT’s Tsi384 Evaluation Board. The PLX device was tested using the PEX8114 Forward Bridge RDK.

An Agilent E2929A PCI-X exerciser was used to initiate READ and WRITE transactions on the secondary side of the bridges.

An Agilent PCIe analyzer was used to measure data throughput and verify link parameters during the tests.

**Figure 1: Test System Block Diagram**

## 1.2 Test Equipment Configuration

### 1.2.1 Target Computer (Root Complex)

- Supermicro MBD-X6DH8-G2 motherboard
- Key features
  - Single Intel® 64-bit Xeon® up to 3.60 GHz, 800-MHz FSB
  - Intel® E7520 chipset
  - DDR2 400 SDRAM
- Tests performed in a x8 PCIe slot that connects to the Intel E7525 Memory Controller Hub (MCH)

### 1.2.2 Tsi384 Evaluation Board

- Revision E1000\_AI001\_05
- 100-MHz PCIe clock from PC
- 133.3-MHz PCI clock generated from the Tsi384
- Configuration:
  - Internal arbiter used
  - Default (power-up) configuration

### 1.2.3 PEX8114 RDK

- Populated with PEX8114BA
- 100-MHz PCIe clock from PC
- 133.3-MHz PCI clock generated from the bridge

- Configuration:
  - Internal arbiter used
  - Default (power-up) configuration

#### **1.2.4 PCIe Analyzer**

- Agilent E2947A Gen 1 (x4) passive Mid-bus probe board connected in computer's x8 slot
- Agilent N5305A Gen 1 I/O module and E2960 system for capturing data
- Agilent E2960 Protocol Analyzer software (Version 5.5.27.15), Release 6.14
- Measuring throughput with Realtime Statistic feature of the Protocol Analyzer software

#### **1.2.5 PCI-X Exerciser**

- Agilent E2929B PCI-X exerciser, 133.3 MHz, 64-bit
- Configured and controlled using various IDT-made test scripts

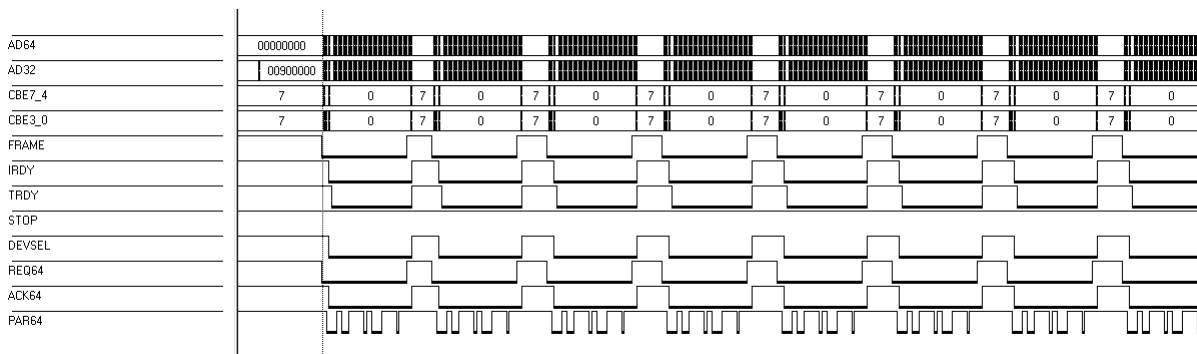
## 2. Upstream Write Throughput

In this test, data is transferred from the PCI-X exerciser into the PC's memory. The exerciser initiates posted write bursts to the bridge. For each test, one burst size is selected from 16 bytes to 4096 bytes. The writes are repeated continuously. The data throughput is measured on the PCIe links with the PCIe analyzer. The throughput measured represents the overall system performance.

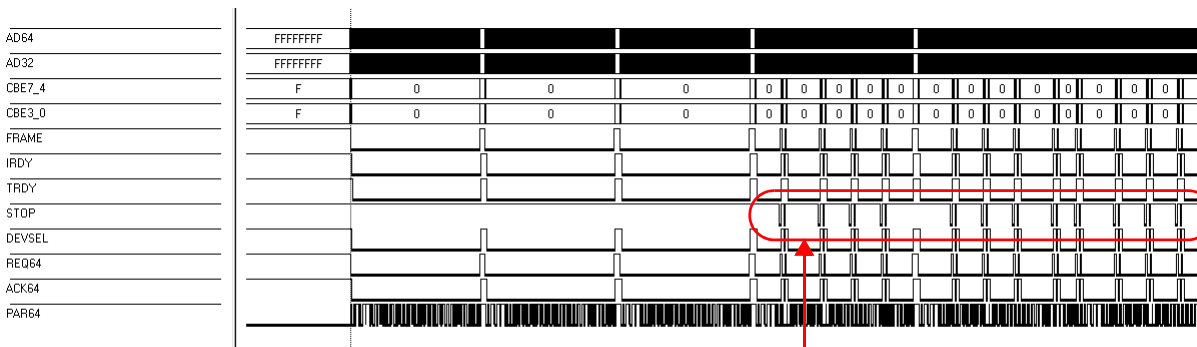
Unfortunately, the PCI-X exerciser limits the system throughput significantly. For short burst writes, the exerciser cannot provide data to the bridge fast enough to exhibit the maximum capability of the device. In this case, the data throughput measured is actually the throughput of the test equipment, and not the bridge. The maximum data throughput of the bridge is reached when the burst size is large enough to compensate for the slow loop cycle of the exerciser. In this case, the bridge issues REPLY commands to the PCI-X exerciser, indicating that the device cannot transmit data fast enough to the PC memory.

The PCI signal traces in [Figures 2](#) and [3](#) represent both burst size cases.

**Figure 2: 256-Byte Burst Writes to Tsi384**



**Figure 3: 2-KB Burst Writes to Tsi384**



STOP asserted indicates maximum system throughput is reached

## 2.1 Test Results

Table 1 provides throughput measurement for the test system described in the previous sections:

- Data throughput is in Megabytes per second (1 MB = 1048576 bytes)
- Packet Size is limited to 128 bytes by the PC's MCH.
- Link Utilization is a comparison between the number of TLP and DLLP bytes and the total number of bytes.
- Link Efficiency is a comparison between the number of bytes in the payload and the number of bytes in TLPs and DLLPs.

**Table 1: System Burst Write Throughput**

Parameter	Bridge	
	Tsi384	PEX8114
<b>Posted Writes 4096 Bytes</b>		
Packet Size	128 Bytes	128 Bytes
Link Utilization	97.23%	92.56%
Link Efficiency	86.43%	86.42%
Data throughput (MBps)	801.53 MBps	762.95 MBps
<b>Posted Writes 2048 Bytes</b>		
Packet Size	128 Bytes	128 Bytes
Link Utilization	97.23%	92.56%
Link Efficiency	86.43%	86.42%
Data throughput (MBps)	801.53 MBps	762.95 MBps
<b>Posted Writes 1024 Bytes</b>		
Packet Size	128 Bytes	128 Bytes
Link Utilization	97.23%	92.56%
Link Efficiency	86.43%	86.42%
Data throughput (MBps)	801.53 MBps	762.95 MBps

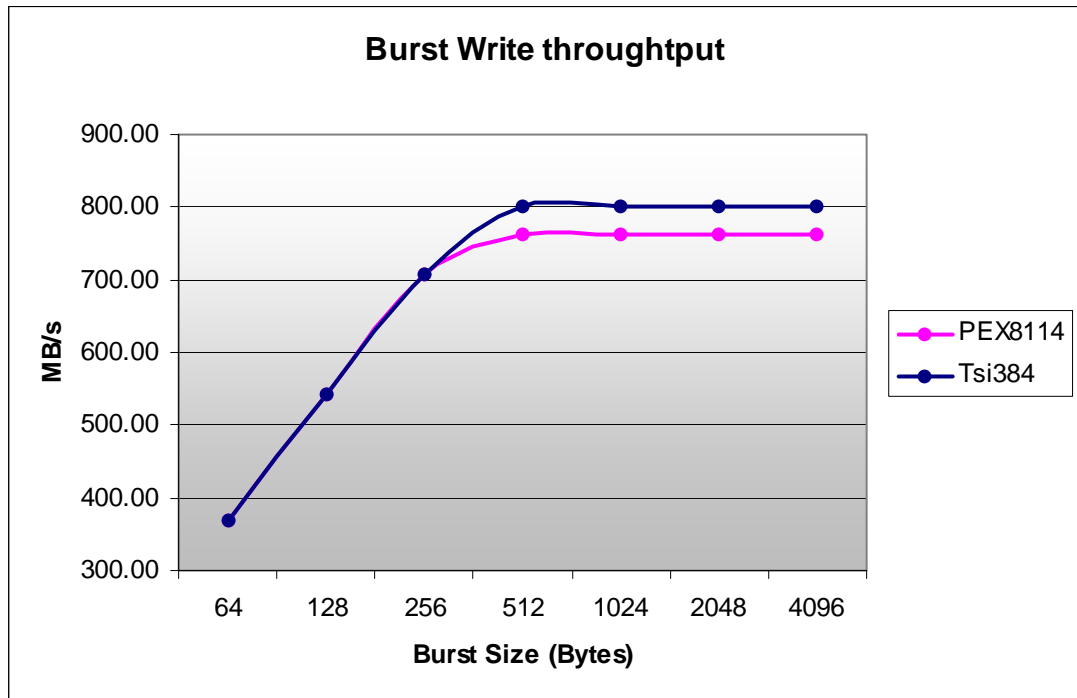
**Table 1: System Burst Write Throughput (Continued)**

Parameter	Bridge	
	Tsi384	PEX8114
<b>Posted Writes 512 Bytes</b>		
Packet Size	128 Bytes	128 Bytes
Link Utilization	97.23%	92.56%
Link Efficiency	86.43%	86.42%
Data throughput (MBps)	801.53 MBps	762.95 MBps
<b>Posted Writes 256 Bytes</b>		
Packet Size	128 Bytes	128 Bytes
Link Utilization	85.85%	85.86%
Link Efficiency	86.43%	86.42%
Data throughput (MBps)	707.66 MBps	707.66 MBps
<b>Posted Writes 128 Bytes</b>		
Packet Size	128 Bytes	128 Bytes
Link Utilization	65.83%	65.83%
Link Efficiency	86.41%	86.41%
Data throughput (MBps)	542.54 MBps	542.54 MBps
<b>Posted Writes 64 Bytes</b>		
Packet Size	64 Bytes	64 Bytes
Link Utilization	50.96%	50.96%
Link Efficiency	76.11%	76.11%
Data throughput (MBps)	369.91 MBps	369.91 MBps
<b>Posted Writes 32 Bytes</b>		
Packet Size	32 Bytes	32 Bytes
Link Utilization	31.56%	31.56%
Link Efficiency	61.43%	61.43%
Data throughput (MBps)	184.95 MBps	184.95 MBps



**Table 1: System Burst Write Throughput (Continued)**

Parameter	Bridge	
	Tsi384	PEX8114
<b>Posted Writes 16 Bytes</b>		
Packet Size	16 Bytes	16 Bytes
Link Utilization	24.05%	24.05%
Link Efficiency	44.34%	44.34%
Data throughput (MBps)	101.72 MBps	101.72 MBps

**Figure 4: Tsi384 and PEX8114 Burst Writes Throughput**

## 2.2 Test Conclusion

In the system described in this document, the bridge's maximum throughput is

- 801.53 MBps for the Tsi384
- 762.95 MBps for the PEX8114

The Tsi384 has about 5% more throughput than the PEX8114 in this test system.

### 3. Upstream Read Throughput

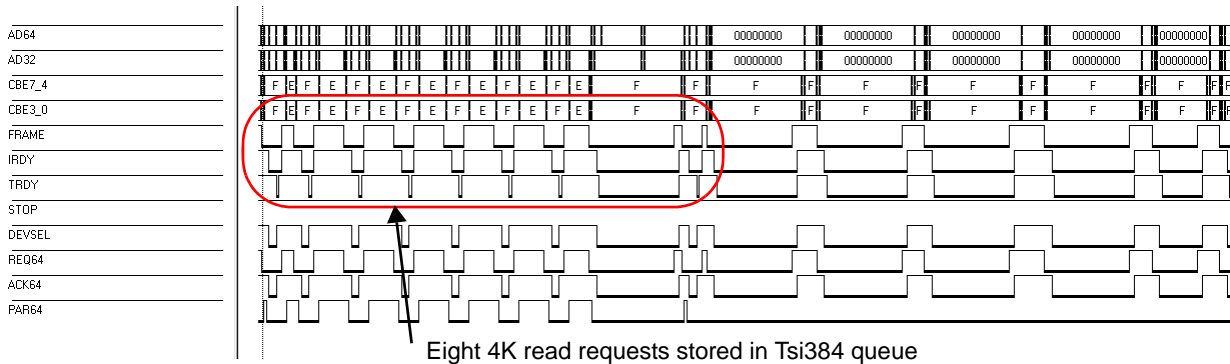
In this test, data is transferred from the PC's memory into the PCI-X exerciser. The exerciser initiates a read line command to the bridge. For each test, the read size is varied from 4 bytes to 4096 bytes in x2 increments. The read requests are repeated continuously. The data throughput is measured on the PCIe links with the PCIe analyzer. The throughput measured represents the overall system performance.

In most cases, the PCI-X exerciser can issue read requests faster than the PC can return the data. In this test, the data throughput measured is actually the throughput of the test system (PC, bridge, exerciser), rather than the bridge itself.

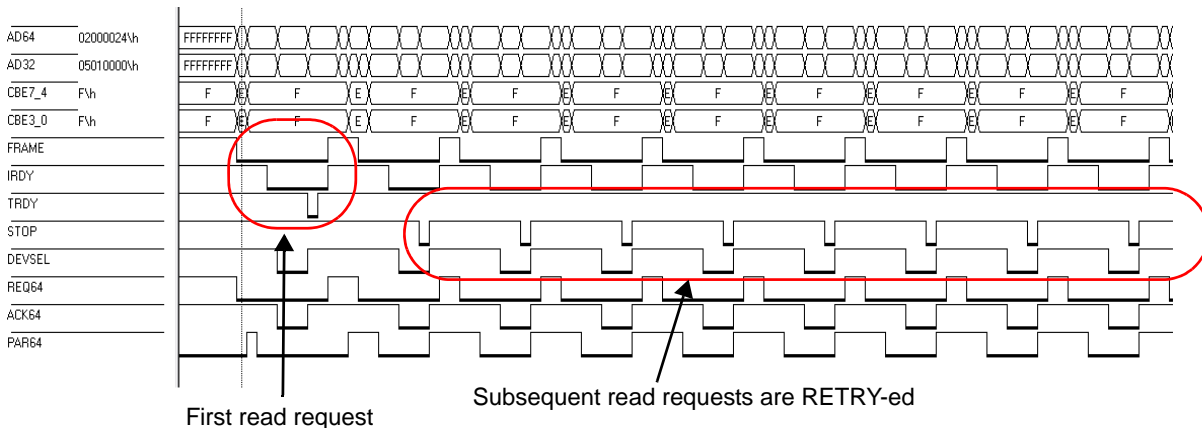
The Tsi384 can queue up to eight read requests before RETRY-ing the PCI-X bus. This feature helps improve throughput by reducing the delay between the completion of a first read and the start of a second read. The PEX8114 does not seem to queue read requests. The PCI-X bus is RETRY-ed on the second read request.

The PCI signal traces in Figures 5 and 6 represent read request queuing in the Tsi384 and PEX8114, respectively.

**Figure 5: Tsi384 Read Request PCI-X Bus Cycles**



**Figure 6: PEX8114 Read Request PCI-X Bus Cycles**



## 3.1 Test Results

Table 2 provides throughput measurement for the test system described in the previous sections.

- Data throughput is in Megabytes per second (1 MB = 1048576 bytes).
- Packet size is limited to 64 bytes by the PC's MCH.
- Link Utilization is a comparison between the number of TLP and DLLP bytes and the total number of bytes.
- Link Efficiency is a comparison between the number of bytes in the payload and the number of bytes in TLPs and DLLPs.

**Table 2: System Read Throughput**

Parameter	Bridge	
	Tsi384	PEX8114
<b>Memory Read 4096 Bytes</b>		
Payload size	64 bytes	64 bytes
Link Utilization	99.34%	28.92%
Link Efficiency	73.70%	74.80%
Data throughput (MBps)	698.4 MBps	204.8 MBps
<b>Memory Read 2048 Bytes</b>		
Payload size	64 bytes	64 bytes
Link Utilization	99.32%	28.92%
Link Efficiency	73.88%	74.80%
Data throughput (MBps)	699.85 MBps	204.8 MBps
<b>Memory Read 1024 Bytes</b>		
Payload size	64 bytes	64 bytes
Link Utilization	99.36%	36.83%
Link Efficiency	74.20%	74.82%
Data throughput (MBps)	703.16 MBps	266.24 MBps
<b>Memory Read 512 Bytes</b>		
Payload size	64 bytes	64 bytes
Link Utilization	99.24%	34.55%
Link Efficiency	75.03%	74.98%
Data throughput (MBps)	710.19 MBps	245.76 MBps

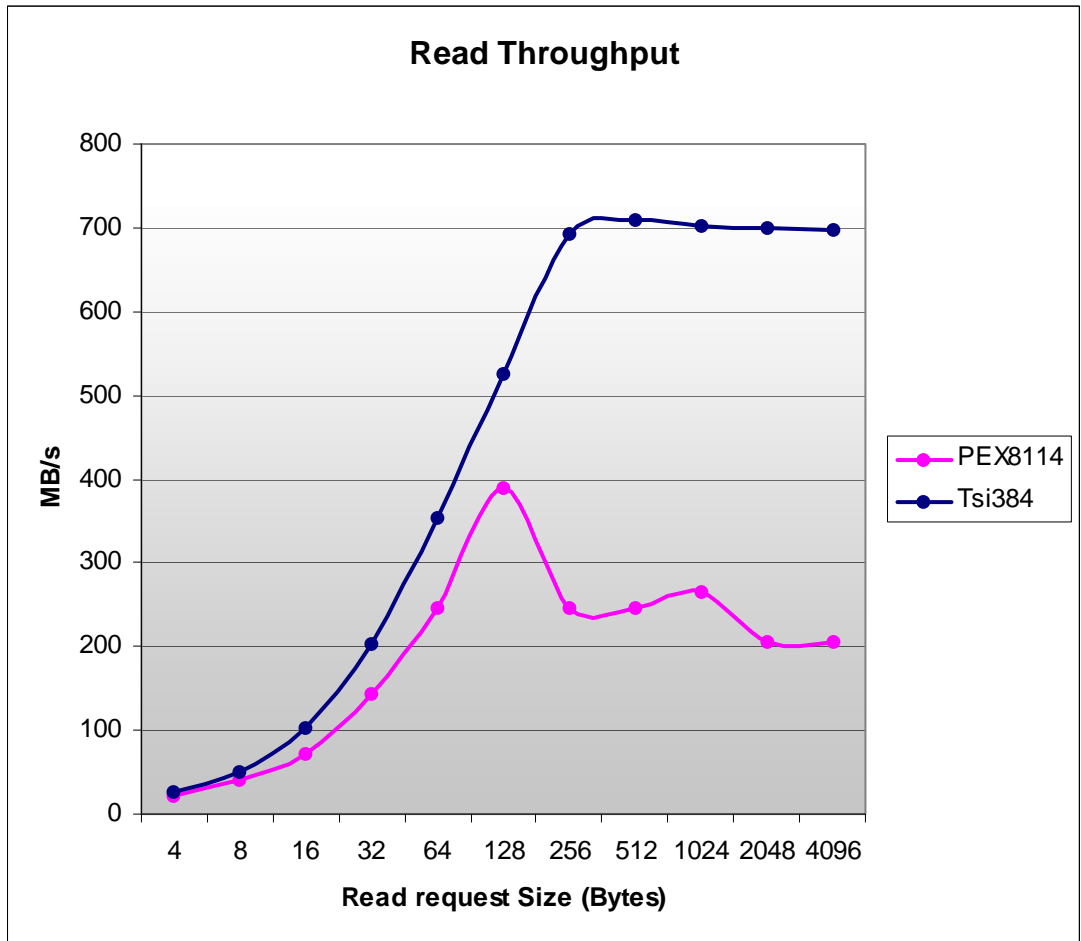
**Table 2: System Read Throughput (Continued)**

Parameter	Bridge	
	Tsi384	PEX8114
<b>Memory Read 256 Bytes</b>		
Payload size	64 bytes	64 bytes
Link Utilization	98.74%	33.72%
Link Efficiency	73.54%	73.71%
Data throughput (MBps)	692.61 MBps	245.76 MBps
<b>Memory Read 128 Bytes</b>		
Payload size	64 bytes	64 bytes
Link Utilization	77.43%	55.83%
Link Efficiency	71.09%	71.08%
Data throughput (MBps)	525.04 MBps	389.12 MBps
<b>Memory Read 64 Bytes</b>		
Payload size	64 bytes	64 bytes
Link Utilization	55.67%	36.58%
Link Efficiency	66.64%	66.63%
Data throughput (MBps)	353.83 MBps	245 MBps
<b>Memory Read 32 Bytes</b>		
Payload size	32 bytes	32 bytes
Link Utilization	42.68%	27.54%
Link Efficiency	49.97%	49.96%
Data throughput (MBps)	203.45 MBps	143.36 MBps
<b>Memory Read 16 Bytes</b>		
Payload size	16 bytes	16 bytes
Link Utilization	32.01%	21.35%
Link Efficiency	33.31%	33.30%
Data throughput (MBps)	101.72 MBps	71.68 MBps

**Table 2: System Read Throughput (Continued)**

Parameter	Bridge	
	Tsi384	PEX8114
<b>Memory Read 8 Bytes</b>		
Payload size	8 bytes	8 bytes
Link Utilization	26.68%	17.79%
Link Efficiency	19.98%	19.97%
Data throughput (MBps)	50.86 MBps	40.96 MBps
<b>Memory Read 4 Bytes</b>		
Payload size	4 bytes	4 bytes
Link Utilization	24.01%	16.01%
Link Efficiency	11.10%	11.09%
Data throughput (MBps)	25.43 MBps	20.48 MBps

Figure 7: Tsi384 and PEX8114 Read Throughput



## 3.2 Test Conclusion

The Tsi384 has better performance than PEX8114 mode for low-byte count and high-byte count read cycles in this test system. The Tsi384 provides a 340% performance improvements for high-byte count read requests.



**CORPORATE HEADQUARTERS**  
6024 Silver Creek Valley Road  
San Jose, CA 95138

**for SALES:**  
800-345-7015 or 408-284-8200  
fax: 408-284-2775  
www.idt.com

**for Tech Support:**  
email: [ssdhelp@idt.com](mailto:ssdhelp@idt.com)  
phone: 408-284-8208  
document: 80E1000\_AN009\_02