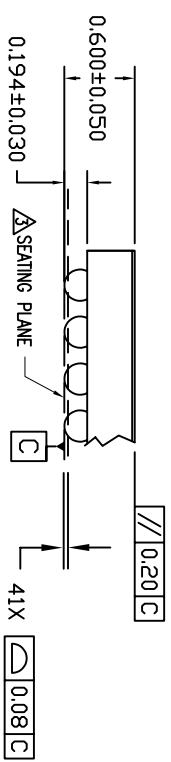
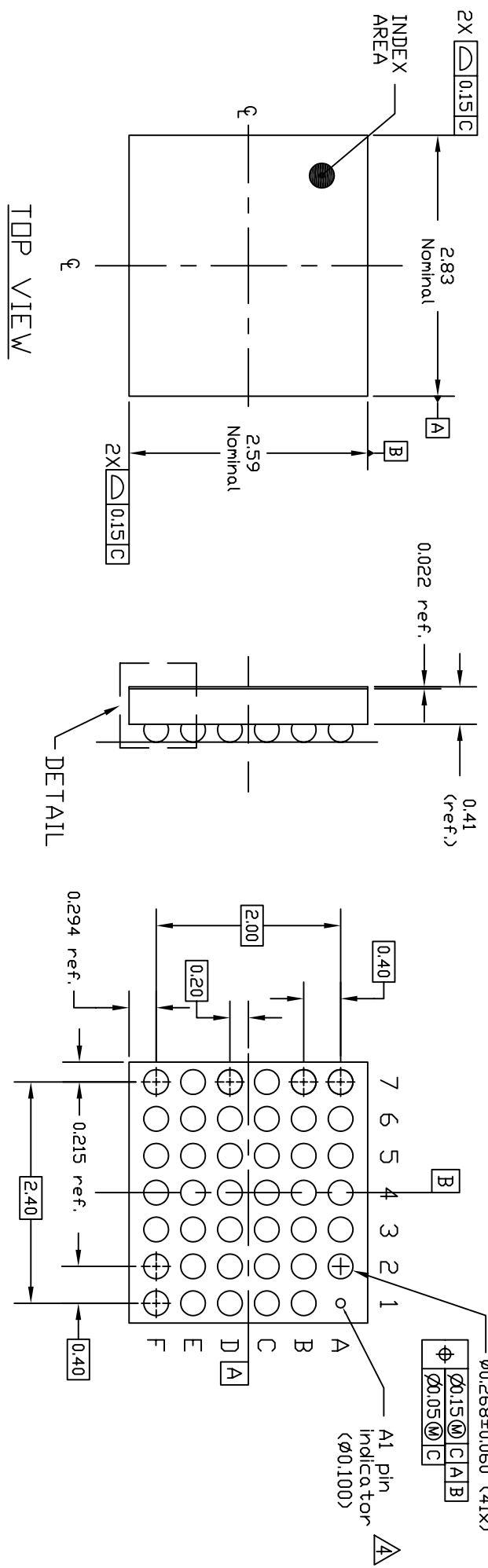


**NOTES:**

1. ALL DIMENSIONS AND TOLERANCES ARE PER ASME Y14.5M-1994.
  2. ALL DIMENSIONS ARE IN MILLIMETERS.
- $\Delta$  SEATING PLANE AND PRIMARY DATUM -C- ARE DEFINED BY THE CONTACT POINTS OF THREE OR MORE SOLDER BALLS THAT SUPPORT THE DEVICE WHEN PLACED ON A TOP OF A PLANNAR SURFACE.  
 $\Delta$  BOTTOM PIN#1 INDICATOR OPTIONAL.

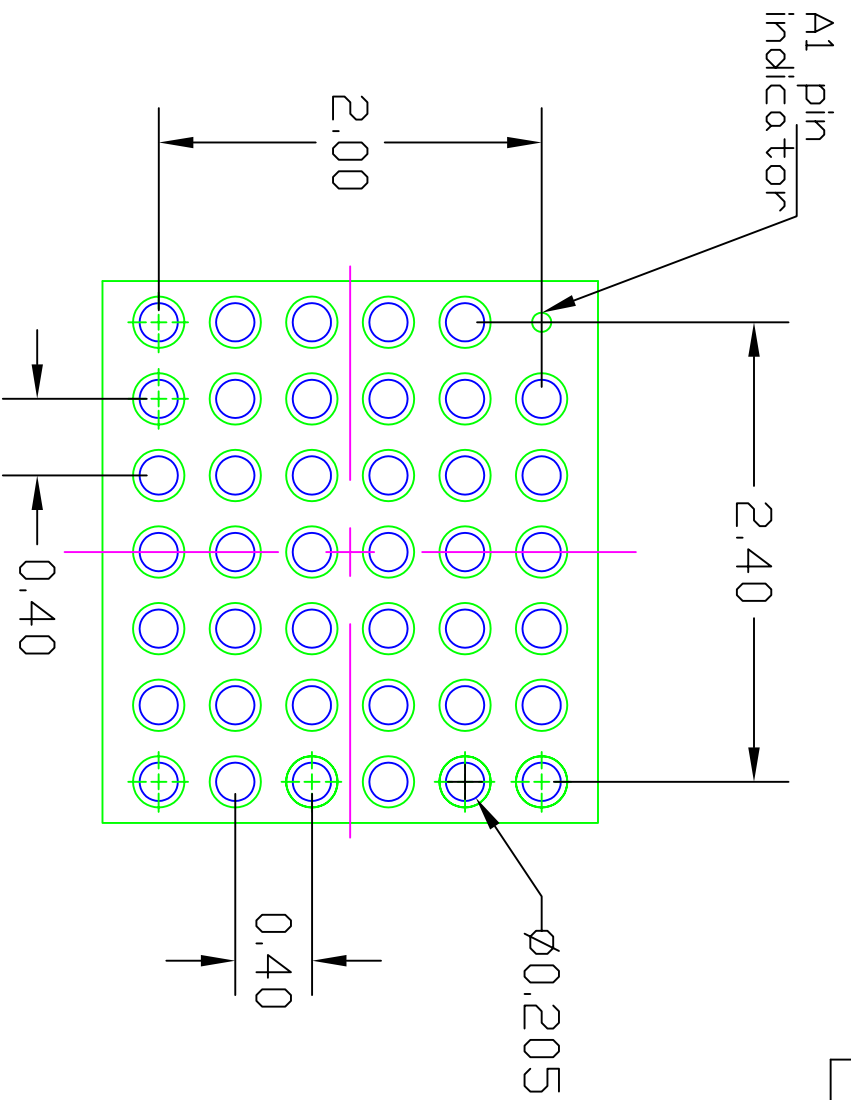


**DETAIL A**  
(ROTATED 90 DEG CW)

REVISIONS			DATE	APPROVED
REV	DESCRIPTION			
00	INITIAL RELEASE		2/5/13	M.ROY
01	COMBINE POD & LAND PATTERN		7/17/13	KS

<b>TOLERANCES UNLESS SPECIFIED</b> DECIMAL XX.X ± 0.05 ANGULAR XXX.X ± 0.12 XXX.XX ± 0.012		<b>6024 SILVER CREEK</b> VALLEY ROAD, SAN JOSE, CA 95138 PHONE: (408) 284-8200 FAX: (408) 284-3572	
<b>APPROVALS</b> DRAWN: 7702 CHECKED:		<b>DATE</b> 07/31/13	
<b>TITLE</b> AMC41 PACKAGE OUTLINE 2.83 x 2.59mm BODY 0.4mm PITCH DSBGA		<b>WWW.IDT.COM</b>	
SIZE: C DRAWING NO.: PSC-4450		DO NOT SCALE DRAWING	
SHEET 1 OF 2		REV 01	

REVISIONS			
REV	DESCRIPTION	DATE	APPROVED
00	INITIAL RELEASE	2/5/13	M.ROY
01	COMBINE POD & LAND PATTERN	7/17/13	KS



- NOTES:
1. ALL DIMENSION ARE IN mm. ANGLES IN DEGREES.
  2. TOP DOWN VIEW. AS VIEWED ON PCB.
  3. COMPONENT OUTLINE SHOW FOR REFERENCE IN GREEN.
  4. LAND PATTERN IN BLUE. NSMD PATTERN ASSUMED.
  5. LAND PATTERN RECOMMENDATION PER IDT WLCSP APPLICATION NOTE.

TOLERANCES UNLESS SPECIFIED		6024 SILVER CREEK	
DECIMAL	ANGULAR	VALLEY ROAD, SAN JOSE,	
XXX± 0.05	±	CA. 95138	
XXXX± 0.012		PHONE: (408) 284-8200	
XXXX±		FAX: (408) 284-3872	
APPROVALS	DATE	WWW.IDT.COM	
DRAWN 7/28	01/31/13	TITLE ANG41 PACKAGE OUTLINE	
CHECKED		2.83 x 2.59mm BODY	
		0.4mm PITCH D598A	
SIZE	DRAWING No.	PSC-4450	
C		REV 01	
DO NOT SCALE DRAWING		SHEET 2 OF 2	