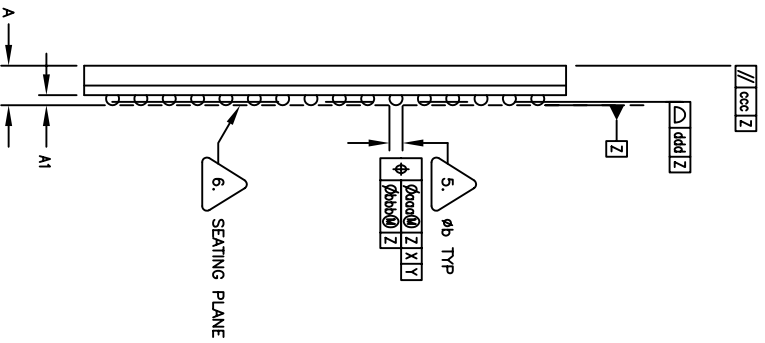
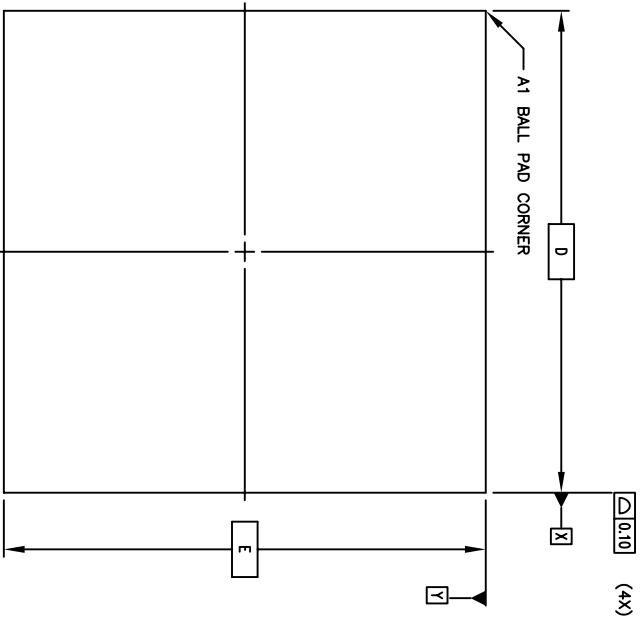


REVISIONS			
REV	DESCRIPTION	DATE	APPROVED
00	INITIAL RELEASE	10/21/04	DP
01	COMBINE POD & LAND PATTERN	5/14/13	RC

SYMBOL	JEDEC VARIATION			NO. OF PINS
	MIN	NOM	MAX	
A	1.30	1.40	1.70	
A1	.45	.50	.55	
D	17.00 BSC			
D1	15.00 BSC			
E	17.00 BSC			
E1	15.00 BSC			
MD	16			3
ME	16			3
N	256			4
e	1.00 BSC			
b	.55	.60	.65	5
ddd	-	-	.15	
bbb	-	-	.08	
ccc	-	-	.10	
ddd	-	-	.12	



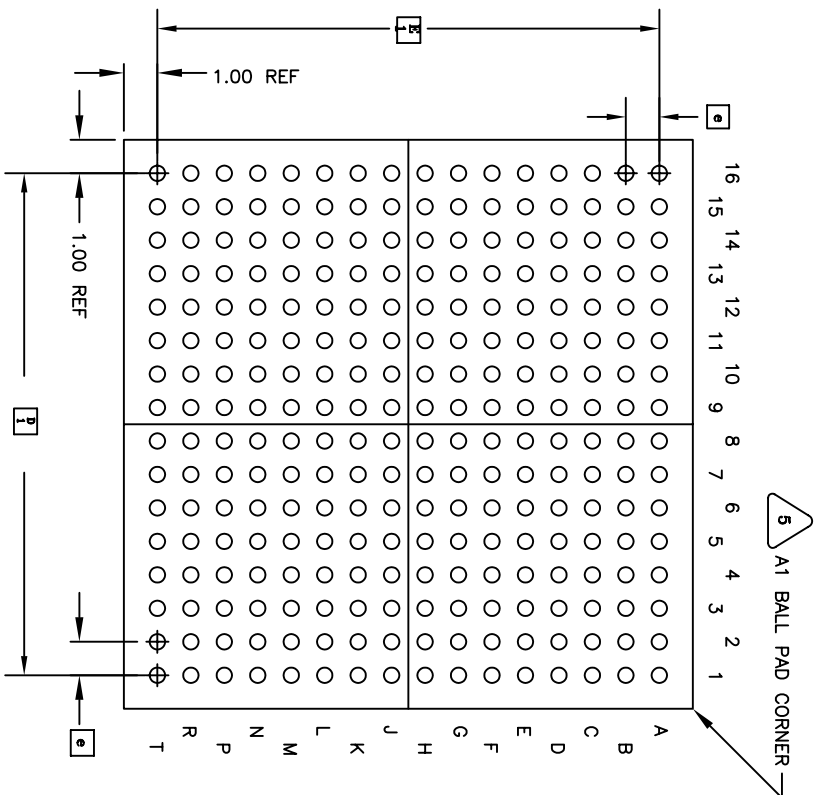
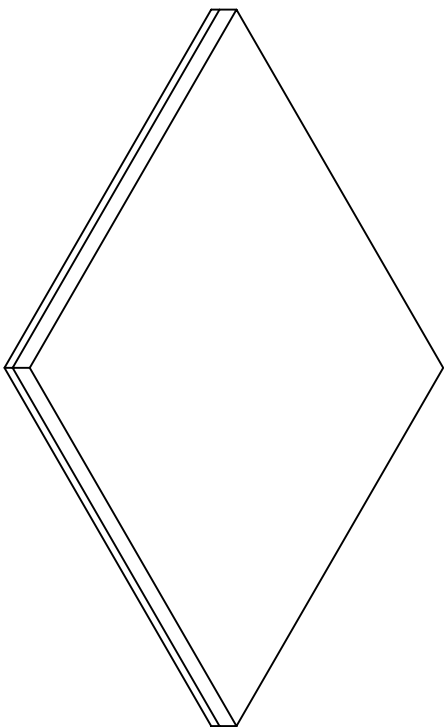
SIDE VIEW



TOP VIEW

TUNNERS OPERATING SERVICES DUNSMUIR ROAD IN ANGULAR XX #010 XXX #005 XXXX #0.05		TITLE: BA/BAG 256 PACKAGE OUTLINE 17.0 X 17.0 mm BODY CABGA 1.0 mm PITCH	
APPROVALS	DATE	www.IDT.com	
DRAWN JSP	10/21/04	6024 SILVER CREEK VALLEY ROAD SAN JOSE, CA 95138 PHONE: (408) 284-8200 FAX: (408) 284-8691	
CHECKED		SIZE	SCALE
		PSC-4142	N/A
		C	REV
			01
DO NOT SCALE DRAWING		SHEET 1 OF 3	

REVISIONS			
REV	DESCRIPTION	DATE	APPROVED
00	INITIAL RELEASE	10/21/04	DP
01	COMBINE POD & LAND PATTERN	5/14/13	RC



BOTTOM VIEW  
256 SOLDER BALLS

NOTES: UNLESS OTHERWISE SPECIFIED

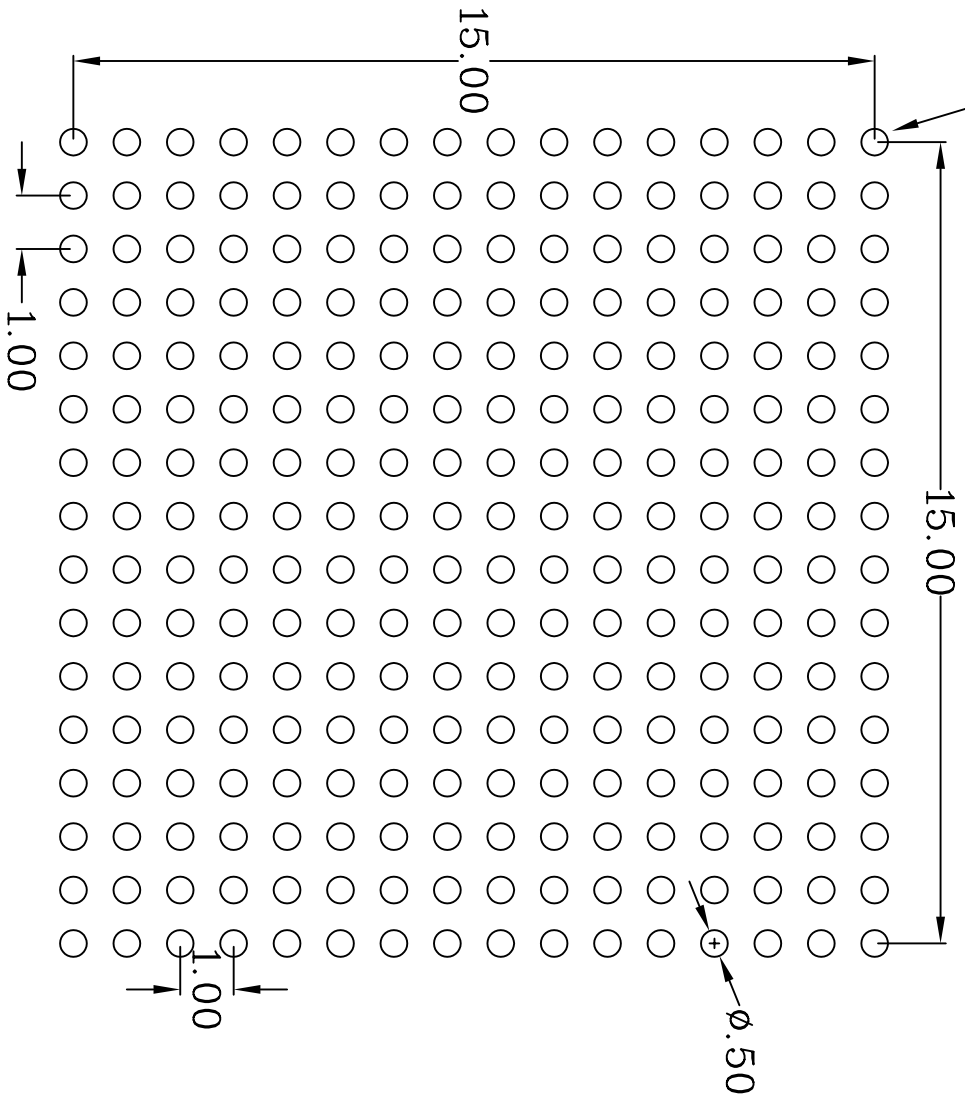
1. ALL DIMENSIONS AND TOLERANCES CONFORM TO ASME Y14.5M-1994.
  2. "e" REPRESENTS THE BASIC SOLDER BALL GRID PITCH.
  3. "MD" IS THE MAXIMUM SOLDER BALL MATRIX SIZE IN THE "D" DIRECTION.
  4. "ME" IS THE MAXIMUM SOLDER BALL MATRIX SIZE IN THE "E" DIRECTION.
  5. "N" IS THE MAXIMUM ALLOWABLE NUMBER OF SOLDER BALLS.
  6. DIMENSION "p" IS MEASURED AT THE MAXIMUM SOLDER BALL DIAMETER, PARALLEL TO PRIMARY DATUM Z.
  7. PRIMARY DATUM Z AND SEATING PLANE ARE DEFINED BY THE SPHERICAL CROWNS OF THE SOLDER BALLS.
  8. "A1" ID CORNER MUST BE IDENTIFIED. IDENTIFICATION MAY BE BY MEANS OF CHAMFER, METALLIZED OR INK MARK, INDENTATION OR OTHER FEATURE OF THE PACKAGE BODY.
  9. ALL DIMENSIONS ARE IN MILLIMETERS.
- THIS DRAWING CONFORMS TO JEDEC PUBLICATION 95 REGISTRATION MO-192 VARIATION AAF-1
- EXCEPTIONS:
- b MIN=0.41 NOM=0.46 MAX=0.51

IDT™  
 6024 SILVER CREEK VALLEY ROAD  
 SAN JOSE, CA 95138  
 PHONE: (408) 284-8200  
 FAX: (408) 284-8691  
 WWW.IDT.COM

THERMOS CHIPS DIVISION OF IDT 4000 XXXX 4006 XXXX 4006	DATE 10/21/04	TITLE: BA/BAG 256 PACKAGE OUTLINE 17.0 X 17.0 mm BODY CABGA 1.0 mm PITCH	SIZE C	SCALE N/A	REV 01
APPROVALS DRAWN JOP CHECKED	DATE 10/21/04	DRAWING No. PSC-4142	DO NOT SCALE DRAWING	SHEET 2 OF 3	

REVISIONS			
REV	DESCRIPTION	DATE	APPROVED
00	INITIAL RELEASE	08/28/12	CK Lee
01	COMBINE POD & LAND PATTERN	5/14/13	RC

"A1" ID CORNER



RECOMMENDED LAND PATTERN DIMENSION

UNLESS OTHERWISE SPECIFIED DIMENSIONS ARE IN MILLIMETERS DECIMAL XX.XX ±0.10 XXX.X ±0.05 XXXX.X ±0.03		ANGULAR ±1°	
APPROVALS	DATE	TITLE:	
DRAWN <i>g/p</i>	10/21/04	BA/BAG 256 PACKAGE OUTLINE	
CHECKED		17.0 X 17.0 mm BODY CABGA	
		DRAWING No. PSC-4142-1	
www.IDT.com		6024 SILVER CREEK VALLEY ROAD SAN JOSE CA. 95138 PHONE: (408) 284-8200 FAX: (408) 284-8891	
DO NOT SCALE DRAWING		SIZE C	SCALE N/A
		REV 01	REV