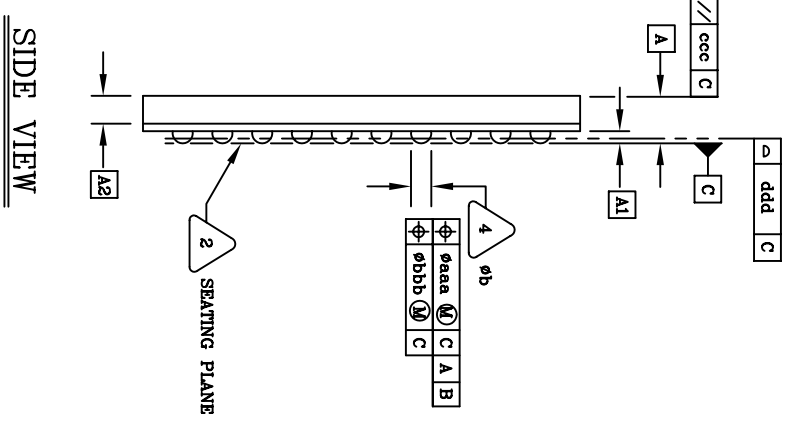
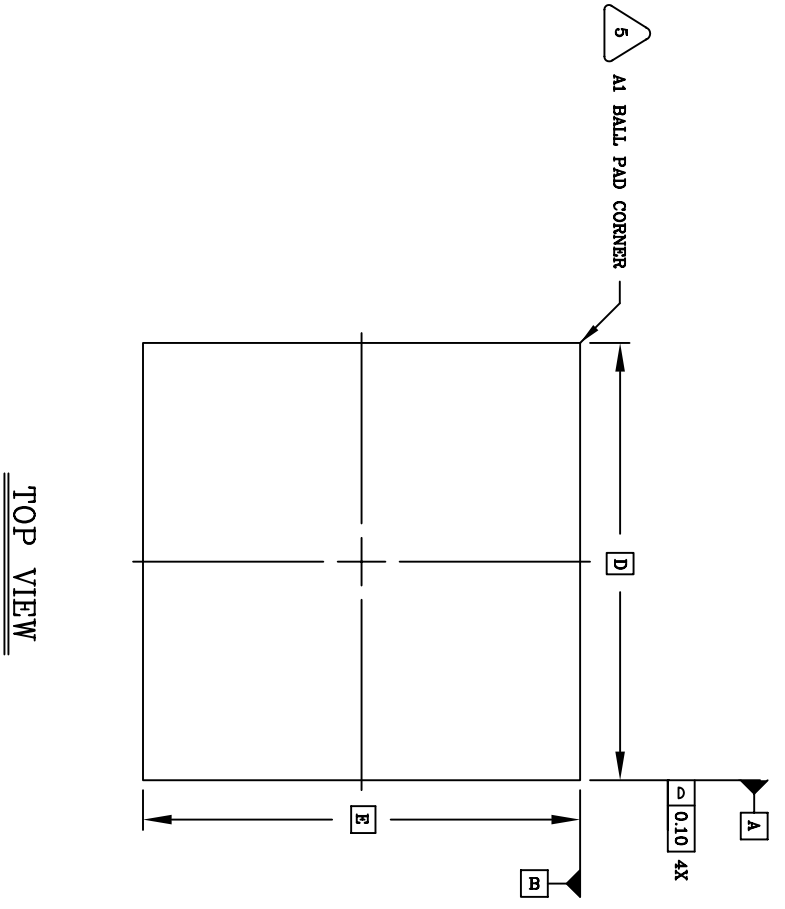


REVISIONS			DATE	APPROVED
REV	DESCRIPTION			
00	INITIAL RELEASE		04/28/00	KLB
01	COMBINED PAD & LAND PATTERN		4/05/13	KLB

SYMBOL	JEDEC VARIATION			NOTE
	MIN	NOM	MAX	
A	1.30	1.40	1.50	
A1	.31	.36	.41	
A2	.65	.70	.75	
D	11.00 BSC			
D1	9.00 BSC			
E	11.00 BSC			
E1	9.00 BSC			
MD	10			3
ME	10			3
N	100			3
e	1.00 BSC			
b	.41	.46	.51	4
ddd	-	-	.15	
bbb	-	-	.08	
ccc	-	-	.10	
ddd	-	-	.12	



**TOP VIEW**

**SIDE VIEW**

UNLESS OTHERWISE SPECIFIED  
DIMENSIONS ARE IN MILLIMETERS  
DECIMAL  
XX ±0.10  
XXX ±0.05  
XXXX ±0.03

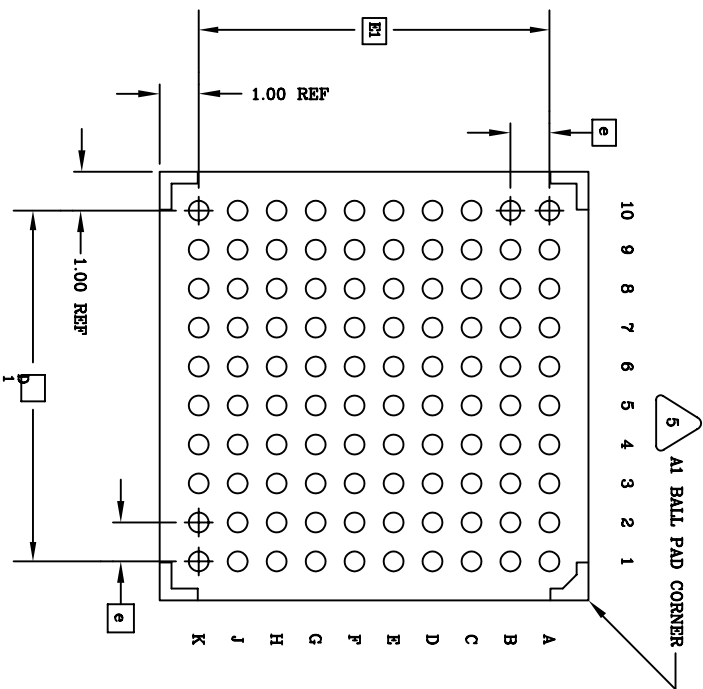
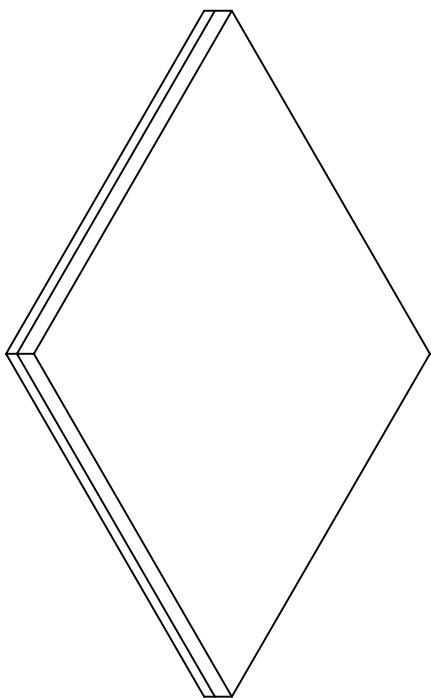
**IDT** 6024 SILVER CREEK VALLEY ROAD  
San Jose, CA 95138  
PHONE: (408) 284-8200  
FAX: (408) 492-8674  
www.IDT.com

APPROVALS  
DRAWN: pyp  
CHECKED: [ ]  
DATE: 04/28/00

DRAWING No. BC100 PACKAGE OUTLINE  
11 X 11 mm BODY CABGA

PSC-4084  
DO NOT SCALE DRAWING  
SIZE: C  
SCALE: N/A  
REV: 01  
SHEET 1 OF 3

REVISIONS			
REV	DESCRIPTION	DATE	APPROVED
00	INITIAL RELEASE	04/28/00	DP
01	COMBINED POD & LAND PATTERN	04/05/13	KLB



**BOTTOM VIEW**  
(100 SOLDER BALLS)

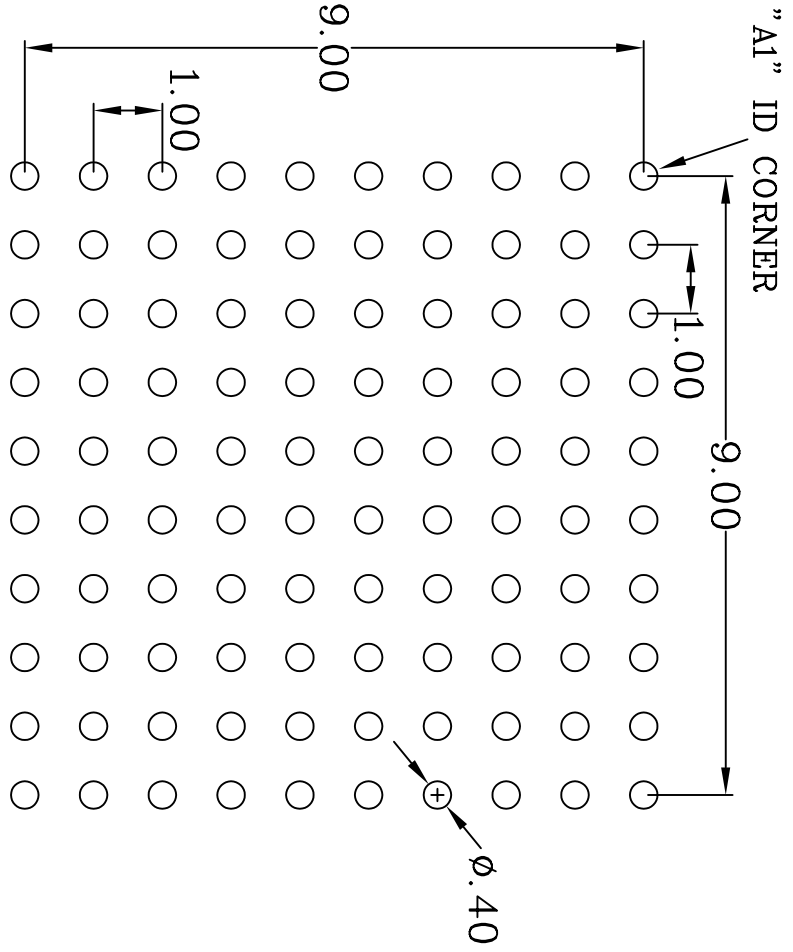
NOTES: UNLESS OTHERWISE SPECIFIED

1. ALL DIMENSIONS AND TOLERANCES CONFORM TO ASME Y14.5M-1994.
  2. SEATING PLANE AND PRIMARY DATUM C ARE DEFINED BY THE SPHERICAL CROWNS OF THE SOLDER BALLS.
  3. "AD" IS THE BALL MATRIX SIZE IN THE "D" DIRECTION.  
"AE" IS THE BALL MATRIX SIZE IN THE "E" DIRECTION.  
"N" IS THE NUMBER OF SOLDER BALLS.
  4. DIMENSION "a" IS MEASURED AT THE MAXIMUM SOLDER BALL DIAMETER, PARALLEL TO PRIMARY DATUM C.
  5. "A1" ID CORNER MUST BE IDENTIFIED. IDENTIFICATION MAY BE BY MEANS OF CHAMFER, METALLIZED OR INK MARK, INDENTATION OR OTHER FEATURE OF THE PACKAGE BODY.
- ALL DIMENSIONS ARE IN MILLIMETERS.

UNLESS OTHERWISE SPECIFIED DIMENSIONS ARE IN MILLIMETERS		ANGULAR °/'	
DECIMAL	XX.XX	ANGULAR	XX°XX'
FRAC	XX/100		
CHECKED		DATE	
APPROVALS		DRAWN	P3C/P
		CHECKED	
DRAWING No. PSC-4084		BC100 PACKAGE OUTLINE	
DO NOT SCALE DRAWING		11.0 X 11.0 mm BODY CABGA	
SIZE	C	SCALE	N/A
REV	01	REV	01

**IDT** 6024 SILVER CREEK VALLEY ROAD  
 San Jose, CA 95138  
 WWW.IDT.COM PHONE: (408) 284-8200  
 FAX: (408) 492-8674

REVISIONS			
REV	DESCRIPTION	DATE	APPROVED
00	INITIAL RELEASE	4/16/12	DP
01	COMBINED POD & LAND PATTERN	4/05/13	KLB



RECOMMENDED LAND PATTERN DIMENSION

- NOTE:
- 1) ALL dimensions are in mm, Angles in degrees.
  - 2) Top down view, as view on PCB.
  - 3) NSMD Land Pattern Assumed
  - 4) Land Pattern Recommendation as per IPC-7351B generic requirement for surface mount design and Land Pattern.

UNLESS OTHERWISE SPECIFIED DIMENSIONS ARE IN MILLIMETERS		DATE	
DECIMAL	ANGULAR	1/12/12	
XX.XX	XX.X		
XXX.XXXX	XX.XXX		
APPROVALS			
DRAWN <i>DP</i>			
CHECKED			
DRAWING No. BC/BCG100 LAND PATTERN 11.0 X 11.0 mm BODY CABGA		SIZE	SCALE
PSC-4084		C	N/A
DO NOT SCALE DRAWING		REV	01
		SHEET	3 OF 3

**IDT** 6024 SILVER CREEK VALLEY ROAD  
 San Jose, CA 95138  
 PHONE: (408) 284-8200  
 FAX: (408) 492-8674  
 www.IDT.com