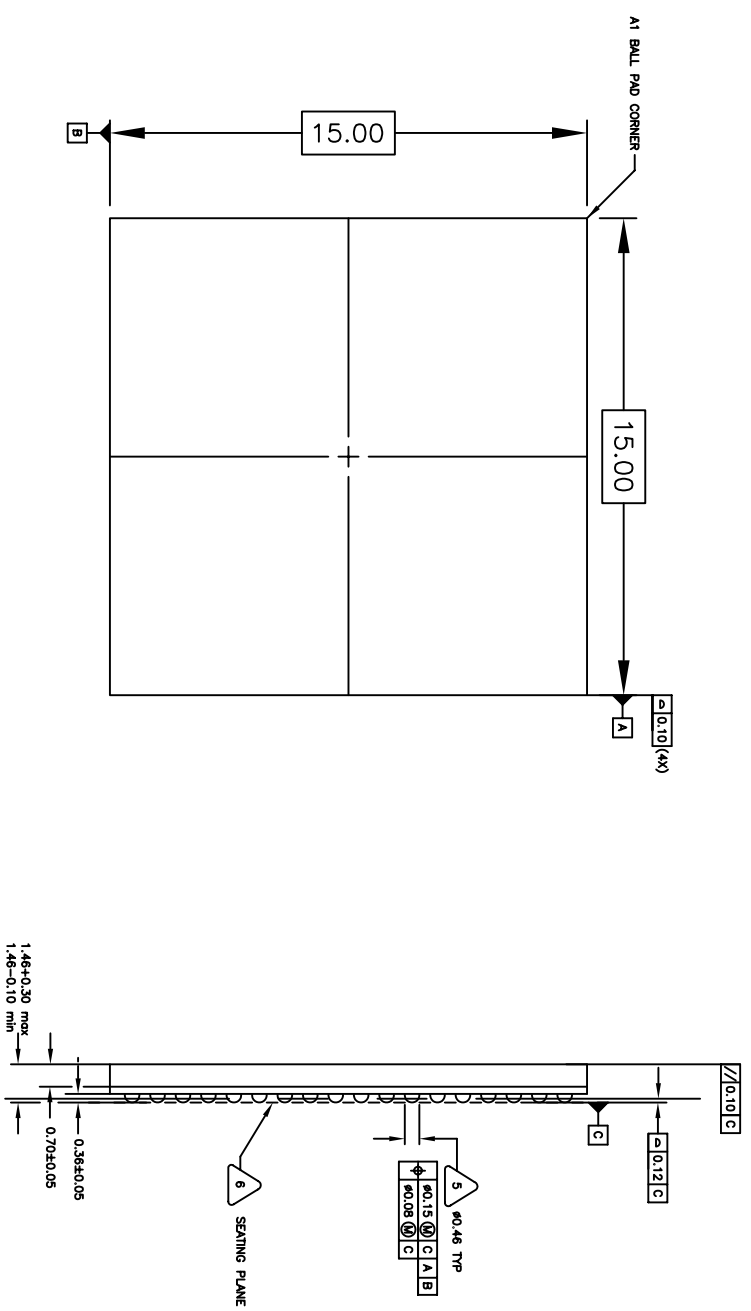


REVISIONS			
REV	DESCRIPTION	DATE	APPROVED
00	INITIAL RELEASE	03/21/07	TV
01	COMBINE POD & LAND PATTERN	4/19/13	RC

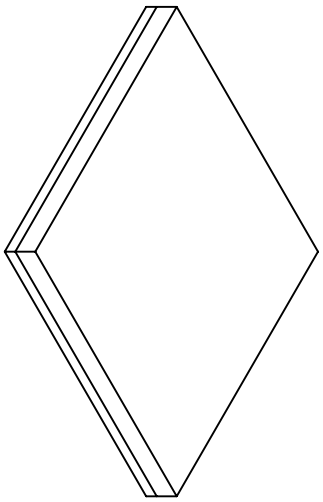


TOP VIEW

SIDE VIEW

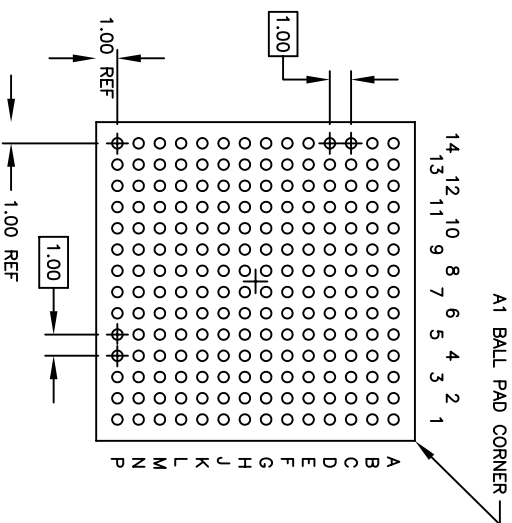
TOLERANCES UNLESS SPECIFIED DECIMAL ANGULAR XX±0.01 XXX±0.05 XXX±0.03		6024 Silver Creek Valley Road San Jose, CA 95138 PHONE: (408) 248-8333 FAX: (408) 248-8991	
APPROVALS	DATE	IDT www.IDT.COM TITLE BC/BCG196 PACKAGE OUTLINE 15.0 X 15.0 mm BODY 1.0 mm PITCH CABGA	
DRAWN <i>gjp</i>	03/21/07	SIZE	REV
CHECKED		C	01
DO NOT SCALE DRAWING		SHEET 1 OF 3	

REVISIONS			
REV	DESCRIPTION	DATE	APPROVED
00	INITIAL RELEASE	03/21/07	TV
01	COMBINE POD & LAND PATTERN	4/19/13	RC



NOTES: UNLESS OTHERWISE SPECIFIED

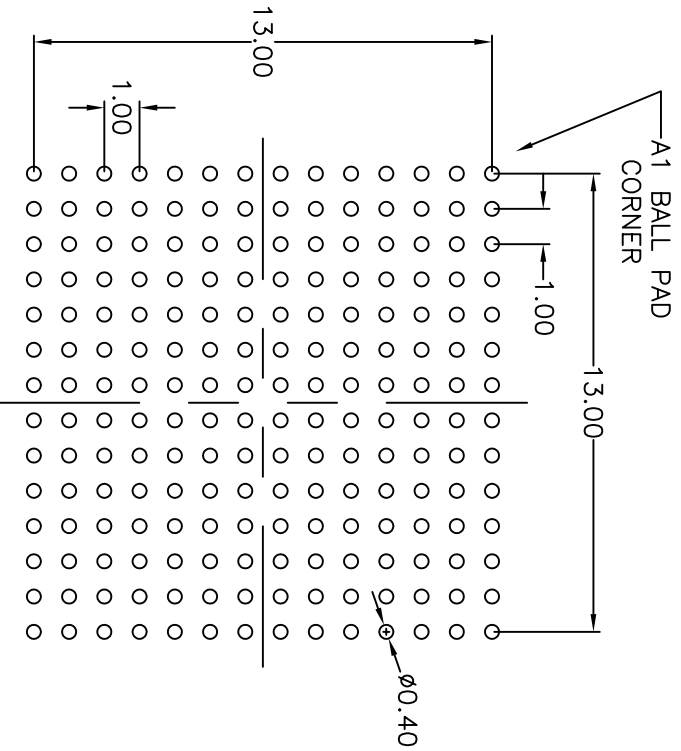
1. ALL DIMENSIONS AND TOLERANCES CONFORM TO ASME Y14.5M-1994.
2. THE BASIC SOLDER BALL GRID PITCH IS 1.00mm.
3. THE MAXIMUM SOLDER BALL MATRIX SIZE IS 14 X 14.
4. THE MAXIMUM ALLOWABLE NUMBER OF SOLDER BALLS IS 196.
5. DIMENSION IS MEASURED AT THE MAXIMUM SOLDER BALL DIAMETER, PARALLEL TO PRIMARY DATUM C.
6. PRIMARY DATUM C AND SEATING PLANE ARE DEFINED BY THE SPHERICAL CROWNS OF THE SOLDER BALLS.
7. "A1" ID CORNER MUST BE IDENTIFIED. IDENTIFICATION MAY BE BY MEANS OF CHAMFER, METALLIZED OR INK MARK, INDENTATION OR OTHER FEATURE OF THE PACKAGE BODY.
8. THIS DRAWING CONFORMS TO THE JEDEC REGISTERED OUTLINE MS-034/A. VARIATION AAG-1 EXCEPT FOR A1, b, AND ϕ DIMENSIONS.



BOTTOM VIEW
196 SOLDER BALLS

TOLERANCES UNLESS SPECIFIED		 6024 Silver Creek Valley Road San Jose, CA 95138 PHONE: (408) 248-8333 FAX: (408) 248-8591
DECIMAL	ANGULAR	
XX.X		
XXX.X		
APPROVALS	DATE	TITLE
DRAWN <i>gjp</i>	03/21/07	BC/BCG 196 PACKAGE OUTLINE
CHECKED		15.0 x 15.0 mm BODY 1.0 mm PITCH CARGA
	SIZE	DRAWING No.
	C	PSC-4210
DO NOT SCALE DRAWING		REV
		01

REVISIONS			
REV	DESCRIPTION	DATE	APPROVED
00	INITIAL RELEASE	03/21/07	TV
01	COMBINE POD & LAND PATTERN	4/19/13	RC



RECOMMENDED LAND PATTERN

NOTE:

- 1) ALL dimensions are in mm, Angles in degrees.
- 2) Top down view, as view on PCB.
- 3) NSMD Land Pattern Assumed
- 4) Land Pattern Recommendation as per IPC-7351B generic requirement for surface mount design and Land Pattern.

TOLERANCES UNLESS SPECIFIED			
DECIMAL	ANGULAR		
XX±			
XXX±			
APPROVALS	DATE	TITLE	
DRAWN <i>JP</i>	03/21/07	BC/BCG 196 PACKAGE OUTLINE	
CHECKED		15.0 x 15.0 mm BODY 1.0 mm PITCH CABGA	
		SIZE	REV
		C	01
DO NOT SCALE DRAWING		SHEET 3 OF 3	



6024 Silver Creek Valley Road
San Jose, CA 95138
PHONE: (408) 248-8333
FAX: (408) 248-8591
www.IDT.com