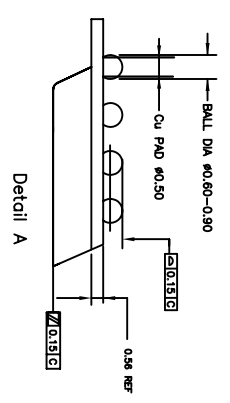
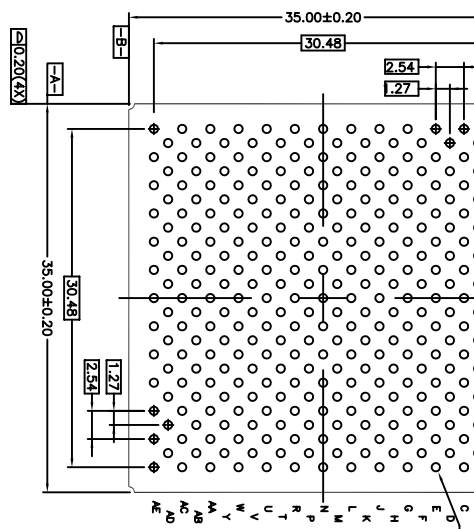
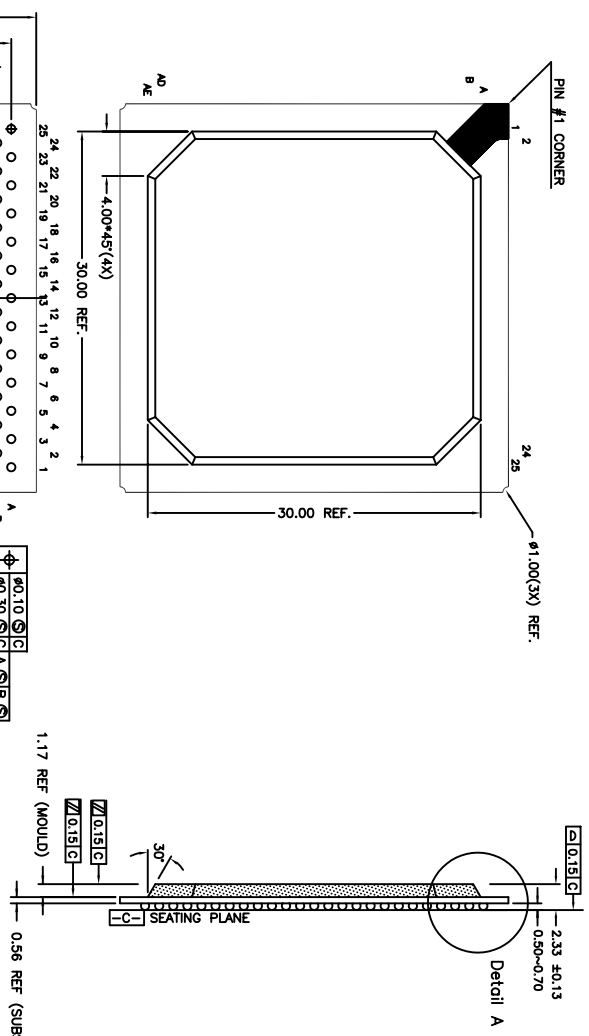


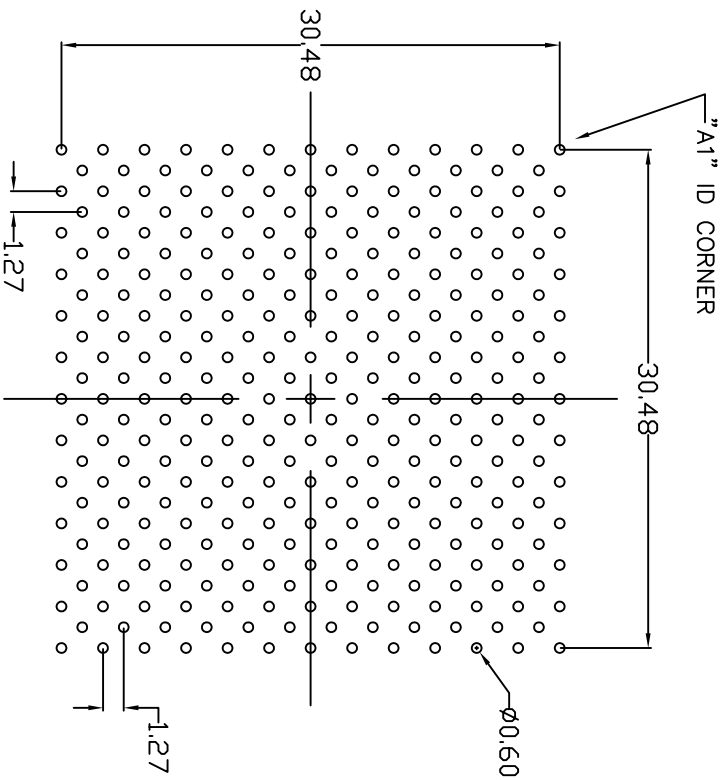
REVISIONS			
REV	DESCRIPTION	DATE	APPROVED
00	INITIAL RELEASE	07/09/09	P.PAIK
01	COMBINE POD & LAND PATTERN	06/06/13	KS



- Notes:
1. All dimensions in mm.
 2. All dimension and tolerances conform to ANSI Y14.5M-1994.
 3. Conforms to JEDEC MS-034 Variation BAR-1.

TOLERANCES UNLESS SPECIFIED		DECIMAL ANGULAR	
XX ± .05		E ± 1	
XXXX .030			
APPROVALS	DATE	TITLE	6024 SILVER CREEK VALLEY ROAD, SAN JOSE, CA 95138 PHONE: (408) 284-8200 FAX: (408) 284-3572
DRAWN <i>adg</i>	7/9/09	BG/BGG 313 PACKAGE OUTLINE	www.IDT.com
CHECKED		35 x 35 mm BODY 1.27 mm PITCH PBGA	
SIZE	DRAWING No.	REV	
C	PSC-4258	01	
DO NOT SCALE DRAWING			SHEET 1 OF 2

REVISIONS			
REV	DESCRIPTION	DATE	APPROVED
00	INITIAL RELEASE	07/09/09	P.PAIK
01	COMBINE POD & LAND PATTERN	06/06/13	KS



RECOMMENDED LAND PATTERN DIMENSION

NOTE:

- 1) All dimensions are in mm, Angles in degrees.
- 2) Top down view, as view on PCB.
- 3) NSMD Land Pattern Assumed
- 4) Land Pattern Recommendation as per IPC-7351B generic requirement for surface mount design and Land Pattern.

TOLERANCES UNLESS SPECIFIED		6024 SILVER CREEK VALLEY ROAD, SAN JOSE, CA 95138	
DECIMAL	ANGULAR	PHONE: (408) 284-8200	
XX± .05	±1°	FAX: (408) 284-3572	
XXX± .030		WWW.IDT.COM	
APPROVALS	DATE	TITLE	
DRAWN adg	7/9/09	BG/BGG 313 PACKAGE OUTLINE	
CHECKED		35 x 35 mm BODY	
		1.27 mm PITCH PBGA	
SIZE	DRAWING No.	REV	
C	PSC-4258	01	
DO NOT SCALE DRAWING			SHEET 2 OF 2