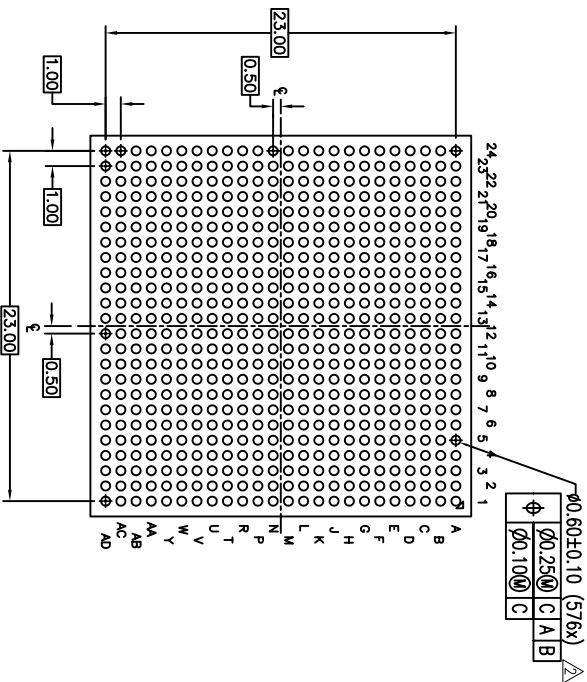
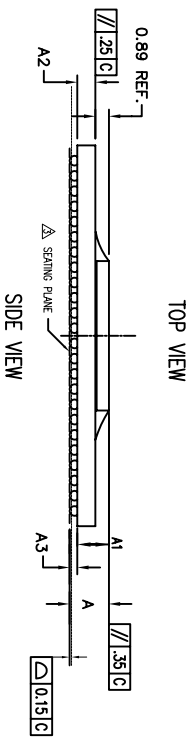
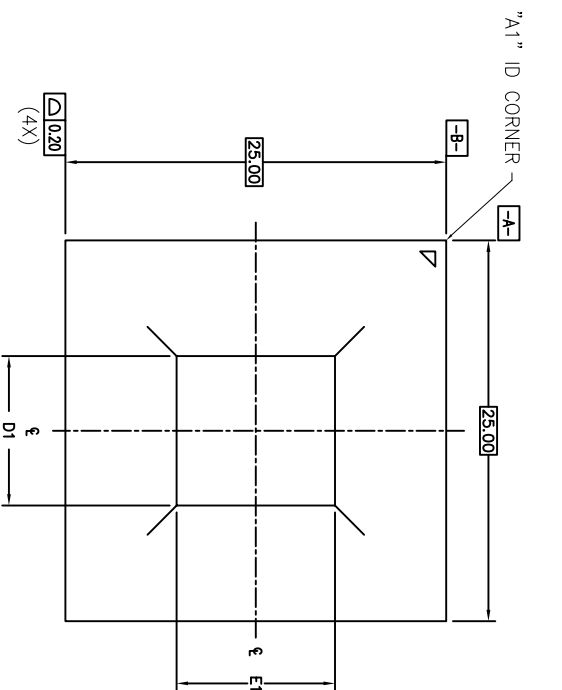


NOTES:

- 1 ALL DIMENSIONING AND TOLERANCING CONFORM TO ANSI Y14.5M-1994
- 2 DIMENSION IS MEASURED AT THE MAXIMUM SOLDER BALL DIAMETER, PARALLEL TO PRIMARY DATUM -C-
- 3 SEATING PLANE AND PRIMARY DATUM -C- ARE DEFINED BY THE CONTACT POINTS OF THREE OR MORE SOLDER BALLS THAT SUPPORT THE DEVICE WHEN PLACED ON A PLANAR SURFACE.
- 4 ALL DIMENSIONS ARE IN MILLIMETERS



DIE SIZE VARIATION PREFIX

DEVICE PSEUDO	D1	E1	A			A1			A2			A3		
			MIN	NOM	MAX	MIN	NOM	MAX	MIN	NOM	MAX	MIN	NOM	MAX
80HGPS1432C, 80HGPS1432	9.82	10.4	2.33	2.58	2.83	-	2.08	-	1.04	1.19	1.34	0.30	0.50	-
70P1308, 70P1338, 70P3307	8.86	17.38	-	-	-	2.55	1.75	1.90	2.05	-	1.10	-	0.30	-
70P3337, 70P3517, 70P3537														

REVISIONS			
REV	DESCRIPTION	DATE	APPROVED
00	INITIAL RELEASE	10/13/05	P.P
01	ADD DIE SIZE VARIATION PREFIX	1/29/13	R.C
02	COMBINE POD & LAND PATTERN	5/31/13	KS

TOLERANCES UNLESS SPECIFIED  
 DECIMAL ± 0.05  
 ANGULAR ±  
 XXXX  
 XXXX

APPROVALS DATE  
 DRAWN: *[Signature]* 07/13/05  
 CHECKED

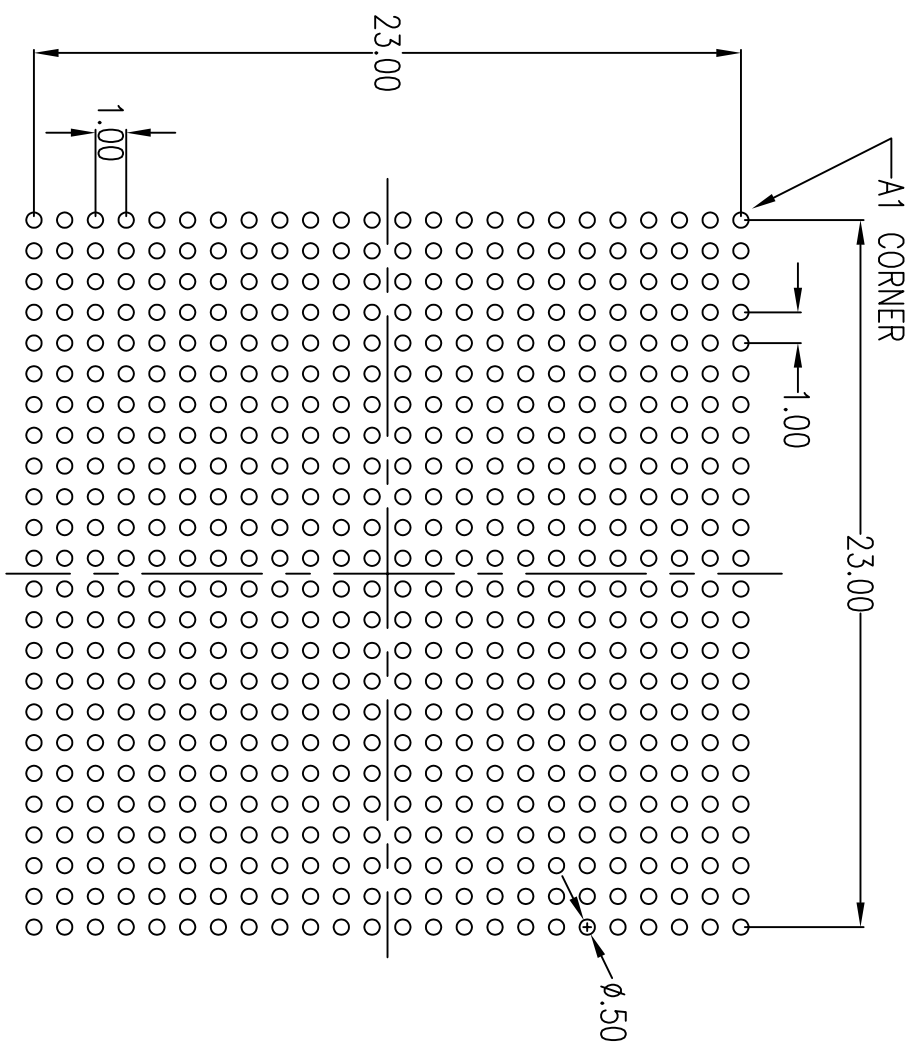
TITLE: HM/RM 576 PACKAGE OUTLINE  
 FCBGA 25.0 x 25.0mm BODY  
 1.0mm PITCH FCBGA

www.IDT.com

**IDT** 8024 Silver Creek Valley Rd  
 San Jose, CA 95138  
 PHONE: (408) 284-8200  
 FAX: (408) 284-5972

SIZE: C DRAWING No. PSC-4151 REV 02  
 DO NOT SCALE DRAWING SHEET 1 OF 2

REVISIONS			
REV	DESCRIPTION	DATE	APPROVED
00	INITIAL RELEASE	10/13/05	P.P
01	ADD DIE SIZE VARIATION PREFIX	1/29/13	R.C
02	COMBINE POD & LAND PATTERN	5/31/13	KS



RECOMMENDED LAND PATTERN

NOTE:

- 1) ALL dimensions are in mm, Angles in degrees.
- 2) Top down view, as view on PCB.
- 3) NSMD Land Pattern Assumed
- 4) Land Pattern Recommendation as per IPC-7351B generic requirement for surface mount design and Land Pattern.

TOLERANCES UNLESS SPECIFIED		DATE		DATE	
DECIMAL	ANGULAR	9/7/13/05		9/7/13/05	
XXX± 0.05	±	DRAWN PXP/CP		CHECKED	
XXXX±		APPROVALS		DATE	
www.IDT.com		TITLE HM/RM 576 PACKAGE OUTLINE		SIZE C	
6024 Silver Creek Valley Rd San Jose, CA 95138 PHONE: (408) 294-8000 FAX: (408) 294-3572		FCBGA 25.0 x 25.0mm BODY 1.0mm PITCH FCBGA		DRAWING No. PSC-4151	
DO NOT SCALE DRAWING		REV 02		SHEET 2 OF 2	