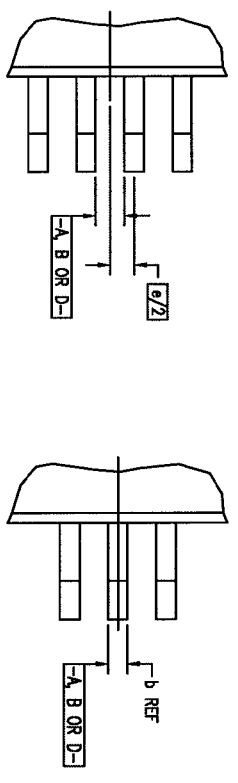


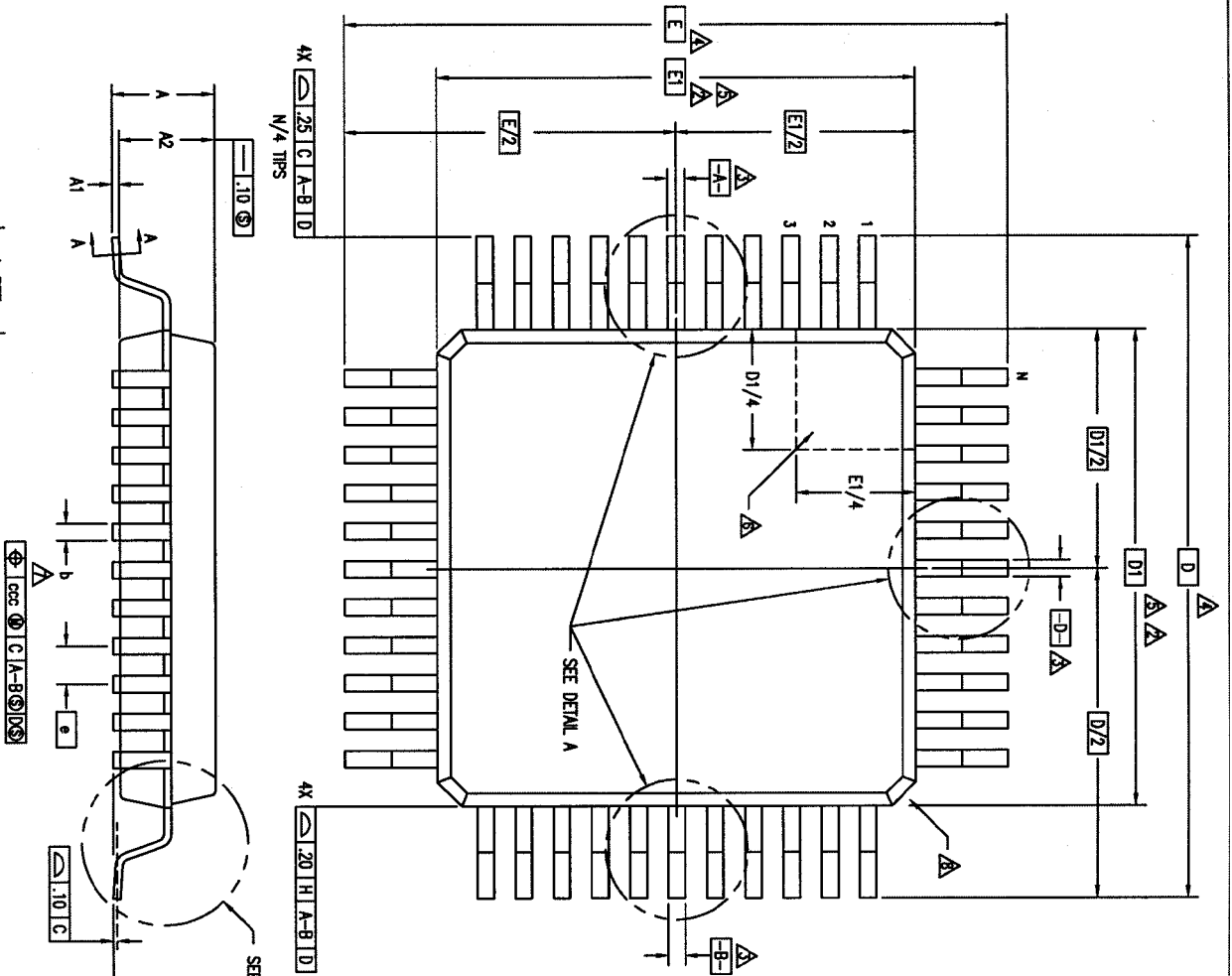
REVISIONS				
DCN	REV	DESCRIPTION	DATE	APPROVED
62415	00	INITIAL RELEASE	10/25/99	<i>[Signature]</i>

EVEN LEAD SIDES

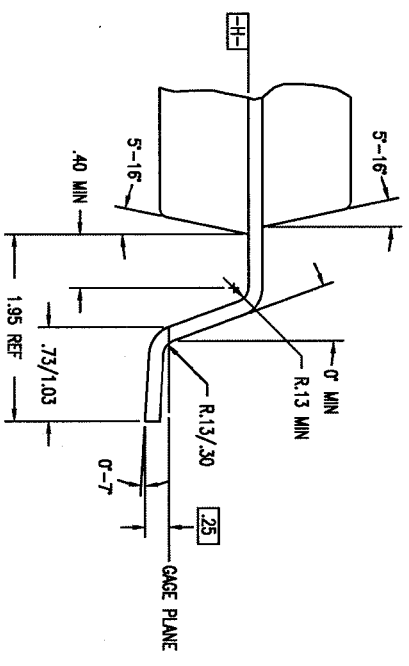
ODD LEAD SIDES



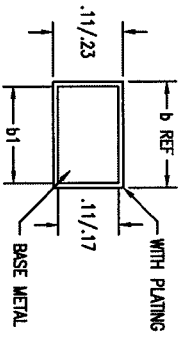
DETAIL A



DETAIL B



SECTION A-A



TOLERANCES UNLESS SPECIFIED	
DECIMAL	ANGULAR
XXX	±
XXXX	
XXXXX	
APPROVALS	DATE
DRAWN <i>SY</i>	10/23/99
CHECKED	
SIZE	DRAWING No.
C	PSC-4082
REV	REV
00	00

Integrated Device Technology, Inc.
2975 Stoner Way, Santa Clara, CA 85054
PHONE: (408) 727-6118 FAX: (408) 482-8874 TWE: 910-339-2070

DB PACKAGE OUTLINE
10.0 X 10.0 X 2.00mm PQFP
1.95/15 FORM

DO NOT SCALE DRAWING SHEET 1 OF 2

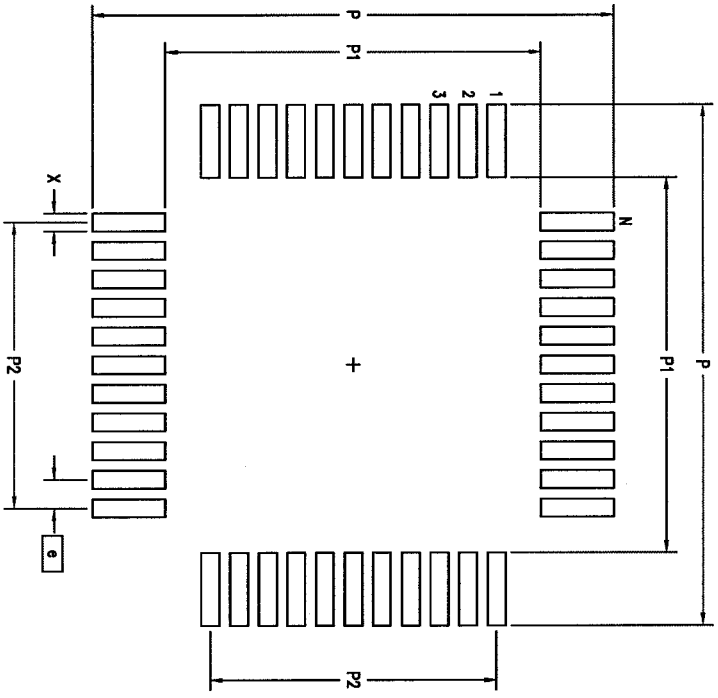
REVISIONS				
DCN	REV	DESCRIPTION	DATE	APPROVED
62415	00	INITIAL RELEASE	10/25/99	

LAND PATTERN DIMENSIONS

SYMBOL	JEDEC VARIATION			NOM	T	E
	AA-2	MIN	MAX			
A	-	-	2.35			
A1	-	-	.25			
A2	1.95	2.00	2.10			
D	13.90 BSC			4		
D1	10.00 BSC			5.2		
E	13.90 BSC			4		
E1	10.00 BSC			5.2		
N	44					
e	.80 BSC					
b	.30	-	.45	7		
b1	.30	.35	.40			
ccc	-	-	.20			

NOTES:

- ALL DIMENSIONING AND TOLERANCING CONFORM TO ANSI Y14.5M-1982
- TOP PACKAGE MAY BE SMALLER THAN BOTTOM PACKAGE BY .15 mm
- DATUMS [A-B] AND [D-] TO BE DETERMINED AT DATUM PLANE [H-]
- DIMENSIONS D AND E ARE TO BE DETERMINED AT SEATING PLANE [C-]
- DIMENSIONS D1 AND E1 DO NOT INCLUDE MOLD PROTRUSION. ALLOWABLE MOLD PROTRUSION IS .25 mm PER SIDE. D1 AND E1 ARE MAXIMUM BODY SIZE DIMENSIONS INCLUDING MOLD MISMATCH
- DETAILS OF PIN 1 IDENTIFIER IS OPTIONAL BUT MUST BE LOCATED WITHIN THE ZONE INDICATED
- DIMENSION b DOES NOT INCLUDE DAMBAR PROTRUSION. ALLOWABLE DAMBAR PROTRUSION IS .08 mm IN EXCESS OF THE b DIMENSION AT MAXIMUM MATERIAL CONDITION. DAMBAR CANNOT BE LOCATED ON THE LOWER RADIUS OR THE FOOT.
- EXACT SHAPE OF EACH CORNER IS OPTIONAL
- THESE DIMENSIONS APPLY TO THE FLAT SECTION OF THE LEAD BETWEEN .10 AND .25 mm FROM THE LEAD TIP
- ALL DIMENSIONS ARE IN MILLIMETERS
- THIS OUTLINE CONFORMS TO JEDEC PUBLICATION 95 REGISTRATION MO-112, VARIATION AA-2



	MIN	MAX
P	14.50	14.70
P1	10.40	10.60
P2	8.00 BSC	
X	.40	.60
e	.80 BSC	
N	44	

TOLERANCES UNLESS SPECIFIED			
DECIMAL	±	Integrated Device Technology, Inc. 2875 Stander Way, Santa Clara, CA 95054 PHONE: (408) 727-6118 FAX: (408) 492-8874 TWS: 810-338-2070	
ANGULAR	±		
XXX			
XXXX			
XXXXX			
APPROVALS	DATE	TITLE	
DRW: JY	10/25/99	DB PACKAGE OUTLINE	
CHECKED		10.0 X 10.0 X 2.00mm PQFP	
		1.95/.15 FORM	
SIZE	DRAWING NO.	PSC-4082	REV
C			00
DO NOT SCALE DRAWING			SHEET 2 OF 2