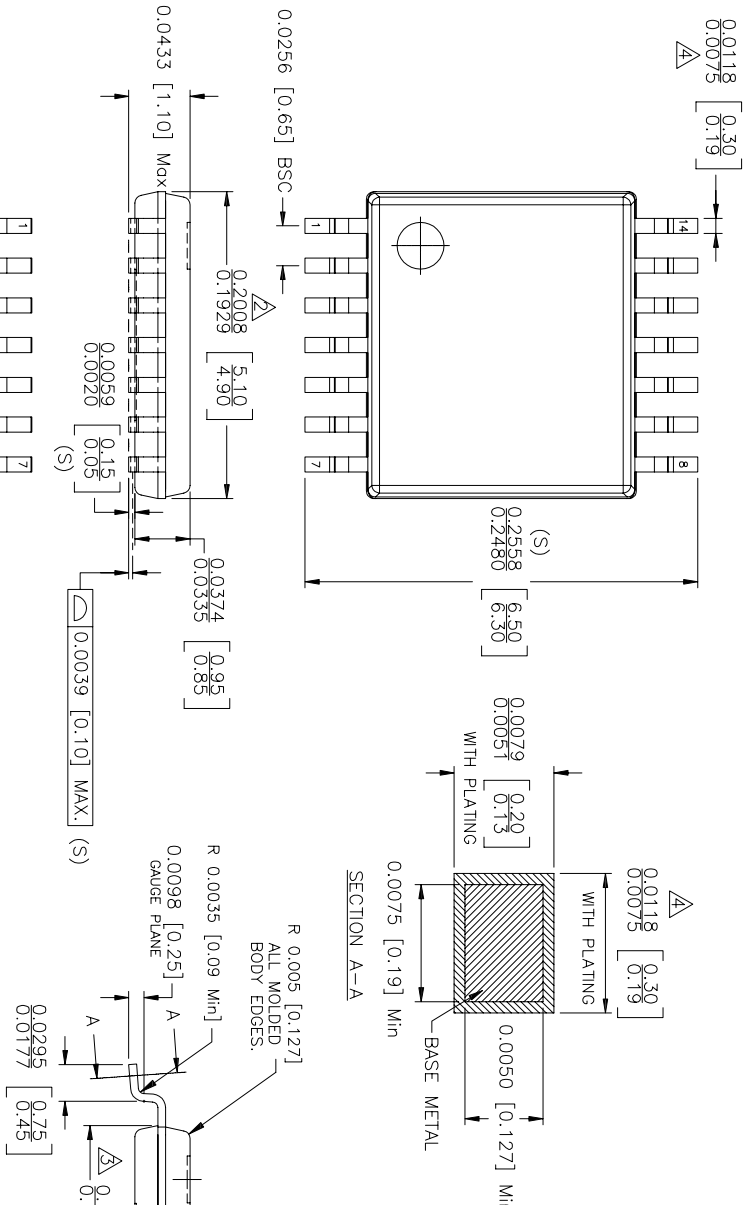
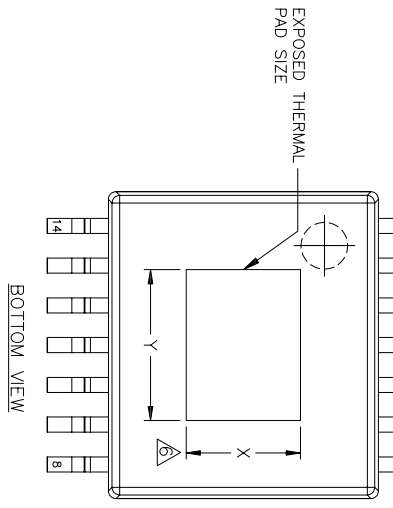


REVISIONS			
REV	DESCRIPTION	DATE	APPROVED
00	INITIAL RELEASE	1/22/13	RC
01	COMBINE POD & LAND PATTERN	7/22/13	KS



- NOTE :**
- THIS PART IS COMPLIANT WITH JEDEC SPECIFICATION MO-153 VARIATIONS A8T-1
 - DOES NOT INCLUDE MOLD FLASH, PROTRUSION OR GATE BURRS. MOLD FLASH, PROTRUSIONS OR GATE BURRS SHALL NOT EXCEED 0.15 mm. PER SIDE.
 - DOES NOT INCLUDE INTERLEAD FLASH OR PROTRUSION. INTERLEAD FLASH OR PROTRUSION SHALL NOT EXCEED 0.25 mm. PER SIDE.
 - ALLOWABLE DAMBAR PROTRUSION SHALL BE 0.08 MM.
 - LEAD SPAN/STAND OFF HEIGHT/COPLANARITY ARE CONSIDERED AS SPECIAL CHARACTERISTIC(S)
 - DIMENSION X AND Y BASED ON ACTUAL PAD SIZE OF PARTICULAR PAD DESIGN.
 - CONTROLLING DIMENSIONS IN INCHES. [mm]

STOCK#	EXPOSED PAD SIZE		DIE PADDLE SIZE	
	X = WIDTH	Y = LENGTH	X = WIDTH	Y = LENGTH
F10090	0.108 [2.74]	0.112 [2.84]	0.118 [3.00]	0.122 [3.098]



TOLERANCES UNLESS SPECIFIED

DECIMAL	ANGULAR
XX ± .05	±1°
XXX ± .030	

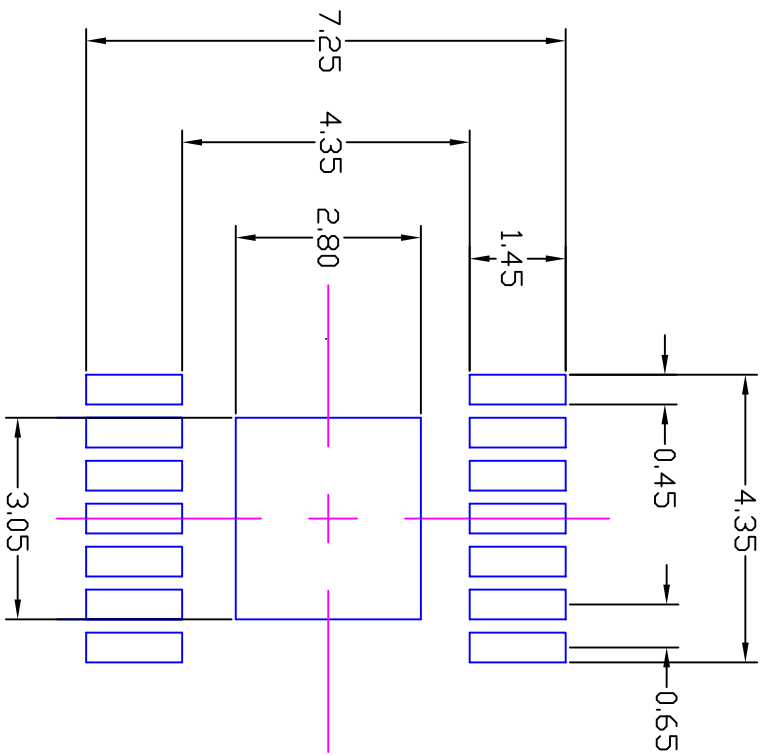
APPROVALS: DRAWN: **Ø4G** DATE: 1/22/13
CHECKED:

IDT™
www.IDT.com
6024 SILVER CREEK VALLEY ROAD, SAN JOSE, CA 95138
PHONE: (408) 284-8200
FAX: (408) 284-3572

TITLE: EN/ENG14 PACKAGE OUTLINE
4.40 mm BODY
0.65mm PITCH TSSOP

SIZE: C DRAWING No. PSC-4194 REV: 01

REVISIONS			
REV	DESCRIPTION	DATE	APPROVED
00	INITIAL RELEASE	1/22/13	RC
01	COMBINE POD & LAND PATTERN	7/22/13	KS



RECOMMENDED LAND PATTERN

- NOTES:
1. ALL DIMENSION ARE IN mm. ANGLES IN DEGREES.
 2. TOP DOWN VIEW. AS VIEWED ON PCB.
 3. LAND PATTERN IN BLUE. NSMD PATTERN ASSUMED.
 4. LAND PATTERN RECOMMENDATION PER IPC-7351B GENERIC REQUIREMENT FOR SURFACE MOUNT DESIGN AND LAND PATTERN.

TOLERANCES UNLESS SPECIFIED			
DECIMAL	ANGULAR		
X±.1	±1°		
XX±.05			
XXX±.030			
APPROVALS	DATE		
DRAWN 0416	1/22/13		
CHECKED			
www.IDT.com		6024 SILVER CREEK VALLEY ROAD, SAN JOSE, CA 95138 PHONE: (408) 284-8200 FAX: (408) 284-3572	
TITLE		DRAWING No.	
EN/ENG14 PACKAGE OUTLINE		PSC-4194	
4.40 mm BODY 0.65mm PITCH TSSOP		SIZE	
		C	
DO NOT SCALE DRAWING		REV	
		01	
		SHEET 2 OF 2	