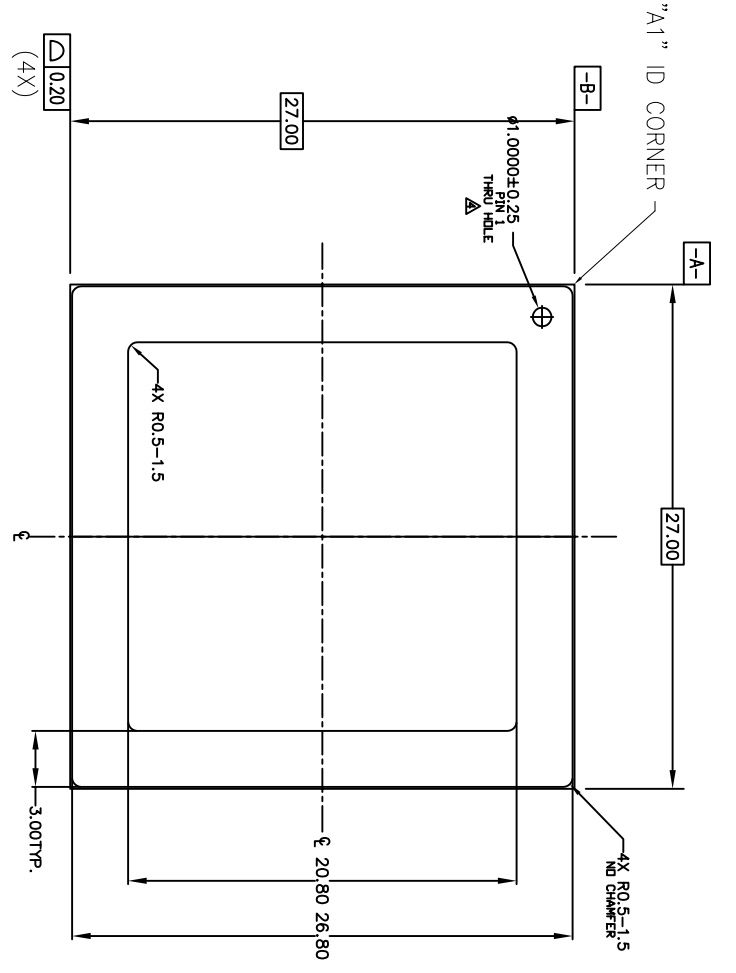
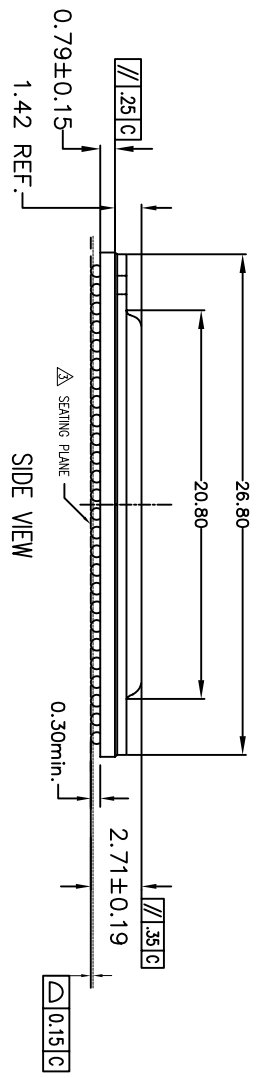


REVISIONS			
REV	DESCRIPTION	DATE	APPROVED
00	INITIAL RELEASE	6/01/11	JG
01	COMBINE POD & LAND PATTERN	6/03/13	KS

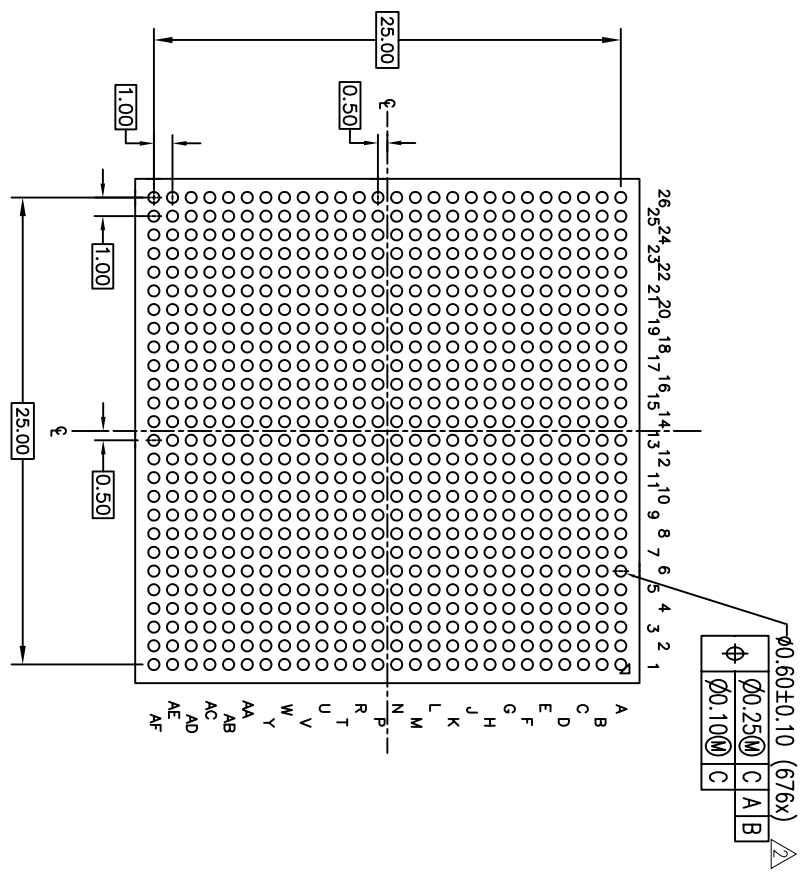
- NOTES:
- 1 ALL DIMENSIONING AND TOLERANCING CONFORM TO ANSI Y14.5M-1994
 - 2 DIMENSION IS MEASURED AT THE MAXIMUM SOLDER BALL DIAMETER, PARALLEL TO PRIMARY DATUM -C-
 - 3 SEATING PLANE AND PRIMARY DATUM -C- ARE DEFINED BY THE CONTACT POINTS OF THREE OR MORE SOLDER BALLS THAT SUPPORT THE DEVICE WHEN PLACED ON TOP OF A PLANAR SURFACE.
 - 4 ALL DIMENSIONS ARE IN MILLIMETERS



TOP VIEW



SIDE VIEW



BOTTOM VIEW

TOLERANCES
UNLESS SPECIFIED
DECIMAL ±
ANGULAR XXX ± 0.05
XXXX ±

www.IDT.com

6024 Silver Creek Valley Rd
San Jose, CA 95138
PHONE: (408) 284-8200
FAX: (408) 284-3572

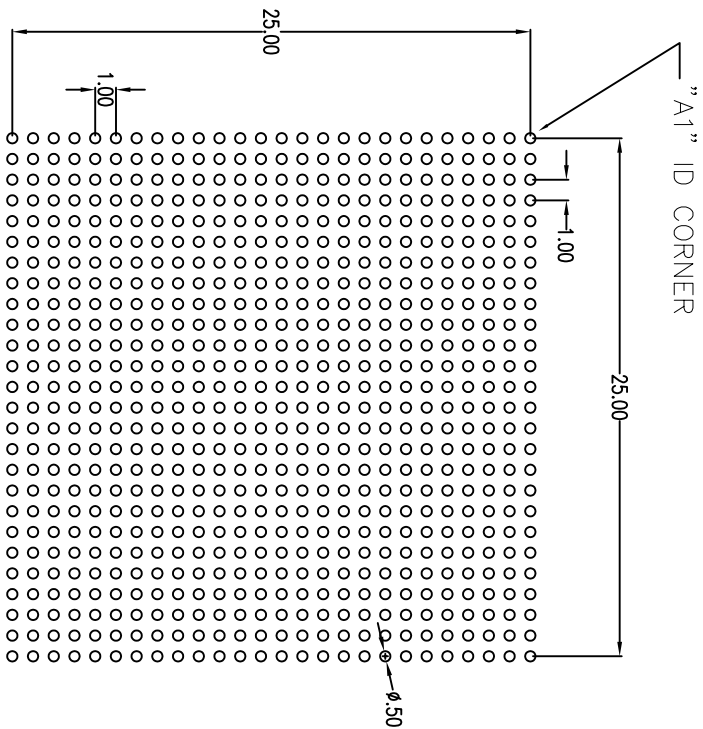
TITLE HL/HR/HLG 676 PACKAGE OUTLINE
-HAT LID-

APPROVALS DATE 06/07/11
DRAWN 02
CHECKED

SIZE C DRAWING NO. PSC-4363

DO NOT SCALE DRAWING SHEET 1 OF 2

REVISIONS			
REV	DESCRIPTION	DATE	APPROVED
00	INITIAL RELEASE	6/01/11	JG
01	COMBINE POD & LAND PATTERN	6/03/13	KS



RECOMMENDED LAND PATTERN

- NOTE:
- 1) ALL dimensions are in mm, Angles in degrees.
 - 2) Top down view, as view on PCB.
 - 3) NSMD Land Pattern Assumed
 - 4) Land Pattern Recommendation as per IPC-7351B generic requirement for surface mount design and Land Pattern.

TOLERANCES UNLESS SPECIFIED		DATE		TITLE	
DECIMAL	ANGULAR	06/01/11		HL/HR/HLG 676 PACKAGE OUTLINE	
XXX±	±			FCBGA 27.0 x 27.0mm, 1.0mm pitch	
XXXX±				-HAT LD-	
XXXX±				www.IDT.com	
APPROVALS		DATE		6024 Silver Creek Valley Rd	
DRAWN	gsh	06/01/11		San Jose, CA 95138	
CHECKED				PHONE: (408) 284-8200	
				FAX: (408) 284-3572	
				www.IDT.com	
				PSC-4363	
				DO NOT SCALE DRAWING	
				SHEET 2 OF 2	