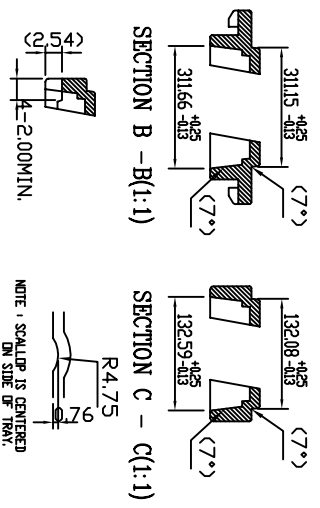
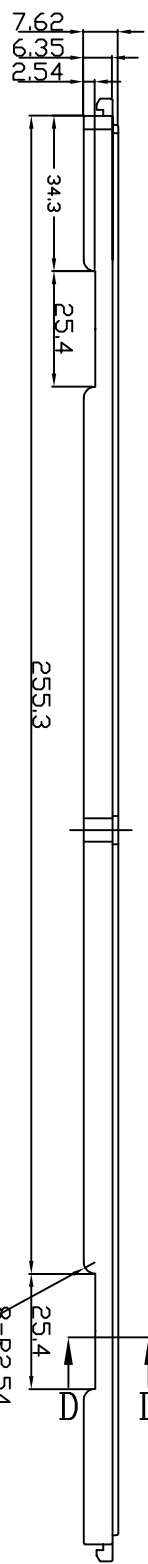
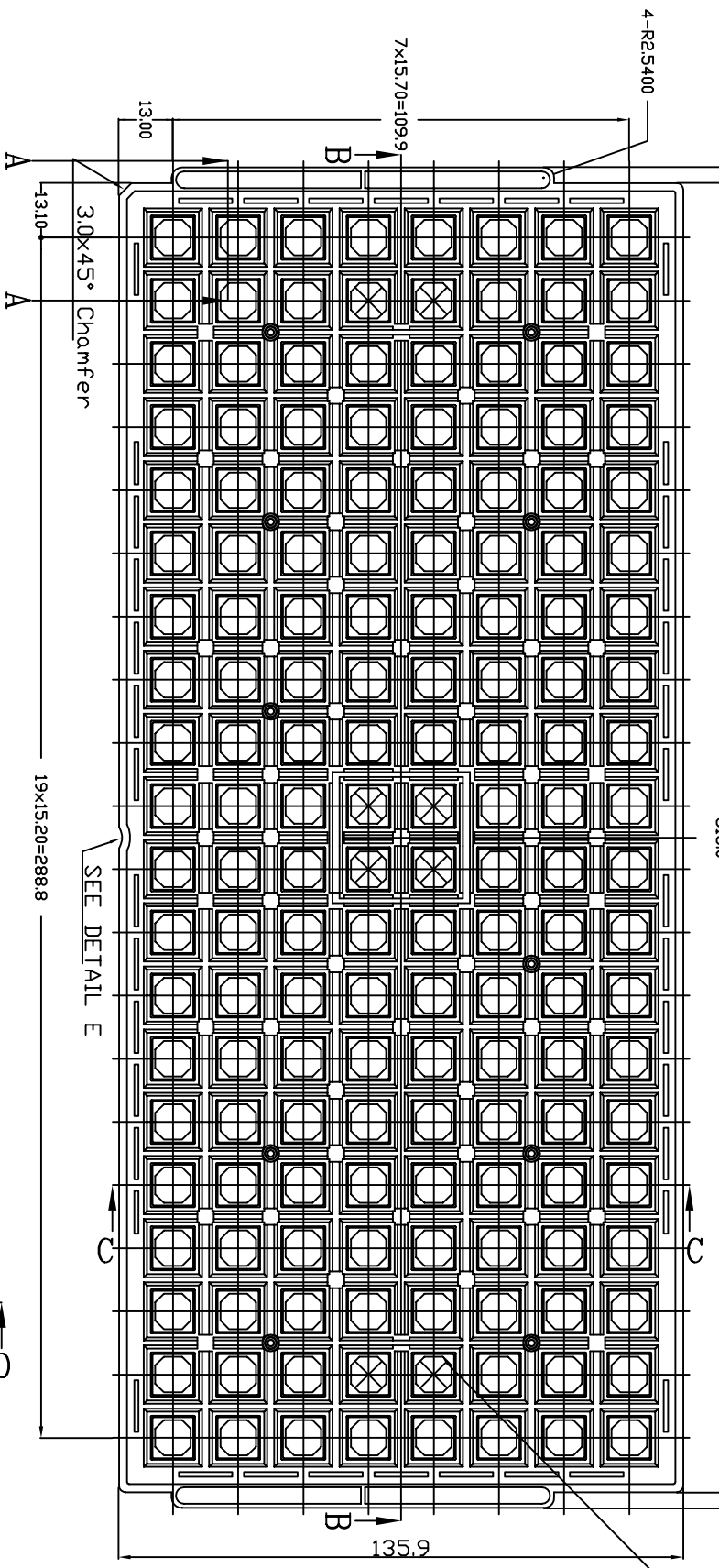


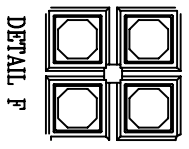
322.6REF.

315.0

8-CLOSED POCKET




NOTE: SCALLUP IS CENTERED ON SIDE OF TRAY.



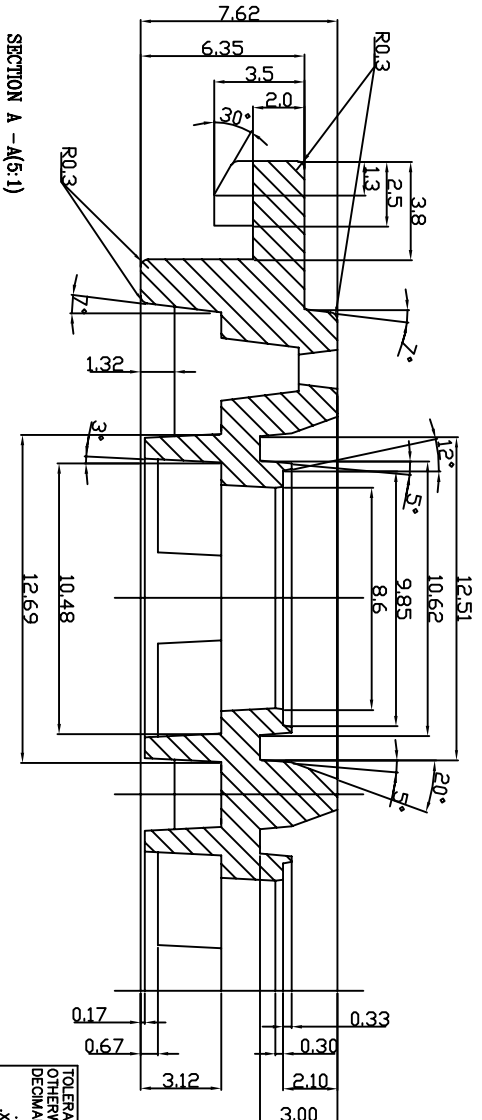
TOLERANCES UNLESS OTHERWISE SPECIFIED
 DECIMAL : X ±.25
 .XXX ±
 ANGLE : ±
 ANGULAR : ±

IDT
 www.IDT.com
 6024 Silver Creek Valley Road,
 San Jose, CA 95138
 PHONE: (408) 284-8200
 FAX: (408) 284-3572

TITLE:		EP/EPG 52 & PP/PPG		SCALE
STOCK NO.		44/52/64 SHIPPING TRAY		N/A
DRAWING NO.		MSC-5808-A		N/A
REV		00		00
DO NOT SCALE DRAWING SHEET 1 OF 2				



BACK VIEW



SECTION A - A(5:1)

TOLERANCES UNLESS OTHERWISE SPECIFIED
 DECIMAL : X ±.25
 .XXX ±.13
 ANGLE : ±
 ANGULAR : ±

IDT
 WWW.IDT.COM
 6024 Silver Creek Valley Road,
 San Jose, CA 95138
 PHONE: (408) 284-8200
 FAX: (408) 284-3572

TITLE:		EP/EPG 52 & PP/PPG	SCALE
STOCK NO.		44/52/64 SHIPPING TRAY	N/A
DRAWING NO.		MSC-5808-A	REV
DO NOT SCALE DRAWING		N/A	00
SHEET 2 OF 2			