
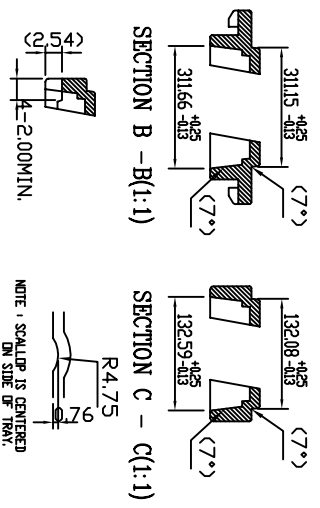
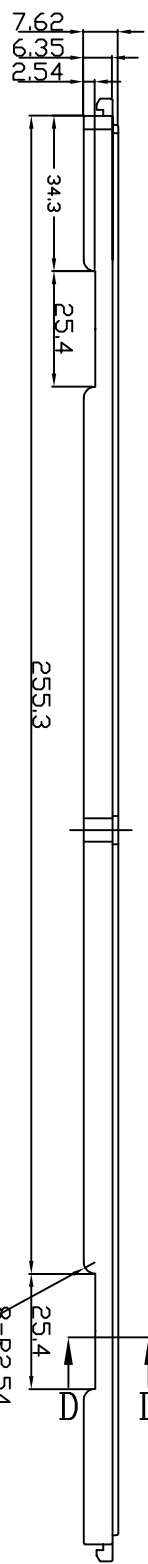
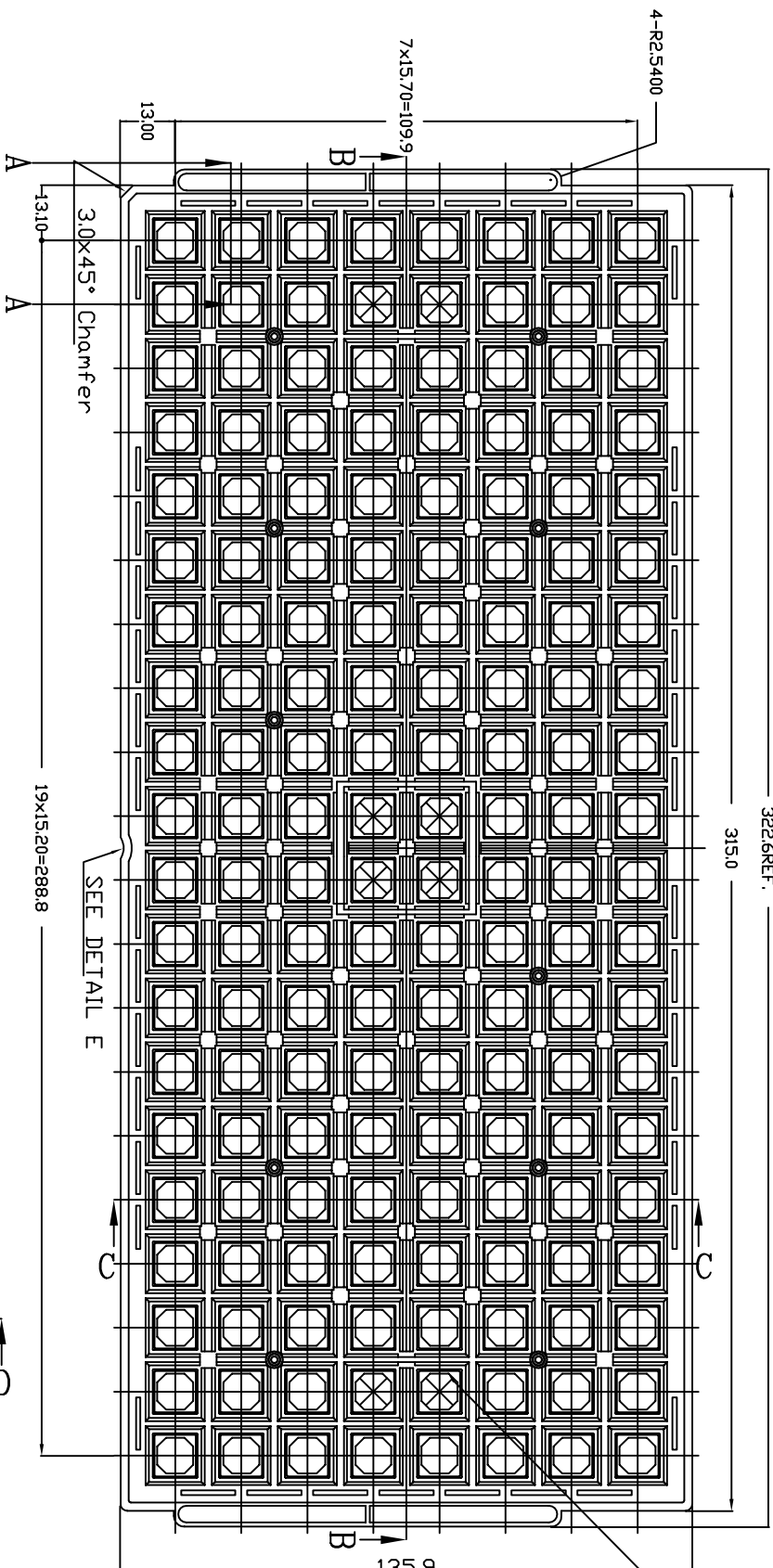


322.6REF.

315.0

8-CLOSED POCKET



NOTE: SCALLUP IS CENTERED ON SIDE OF TRAY.

4-R2.00MIN.


R4.75

DETAIL F

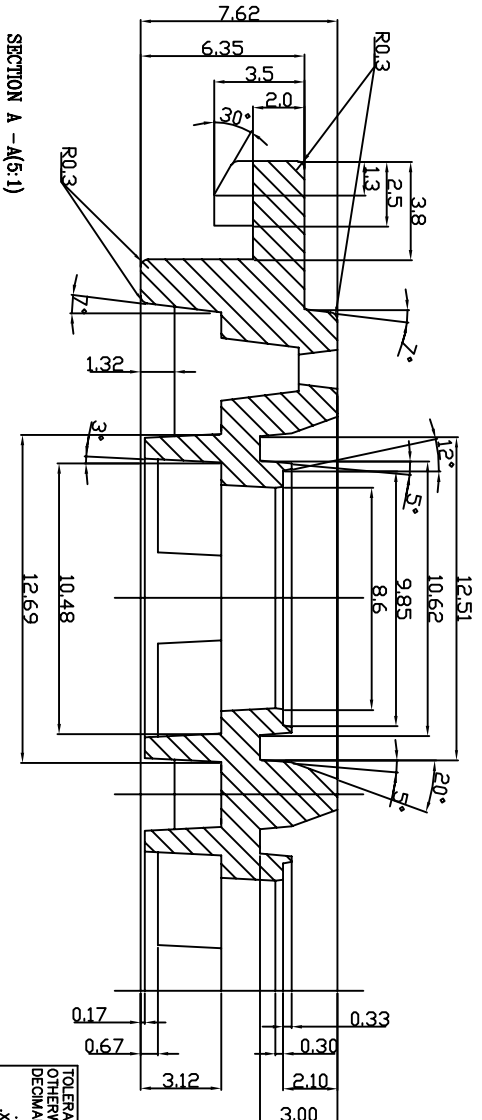
TOLERANCES UNLESS OTHERWISE SPECIFIED  
 DECIMAL : X ±.25  
 .XXX ±  
 ANGLE : ±  
 ANGULAR : ±

**IDT**  
 www.IDT.com  
 6024 Silver Creek Valley Road,  
 San Jose, CA 95138  
 PHONE: (408) 284-8200  
 FAX: (408) 284-3572

TITLE:		EP/EPG 52 & PP/PPG		SCALE	N/A
STOCK NO.		44/52/64 SHIPPING TRAY		SIZE	N/A
DRAWING NO.		MSC-5808-A		REV	00
DO NOT SCALE DRAWING		SHEET 1 OF 2			



BACK VIEW



SECTION A - A(5:1)

TOLERANCES UNLESS OTHERWISE SPECIFIED  
 DECIMAL : X ±.25  
 .XXX ±.13  
 ANGLE : ±  
 ANGULAR : ±

**JIDT**  
 WWW.JIDT.COM  
 6024 Silver Creek Valley Road,  
 San Jose, CA 95138  
 PHONE: (408) 284-8200  
 FAX: (408) 284-3572

TITLE:		SCALE	
EP/EPG 52 & PP/PPG		N/A	
44/52/64 SHIPPING TRAY		N/A	
STOCK NO.	DRAWING NO.	REV	REV
N/A	MSC-5808-A	00	00
DO NOT SCALE DRAWING		SHEET 2 OF 2	