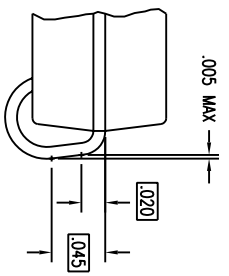
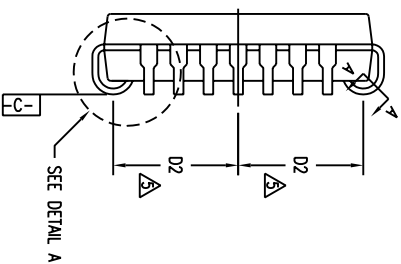
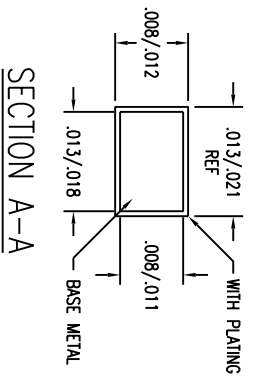
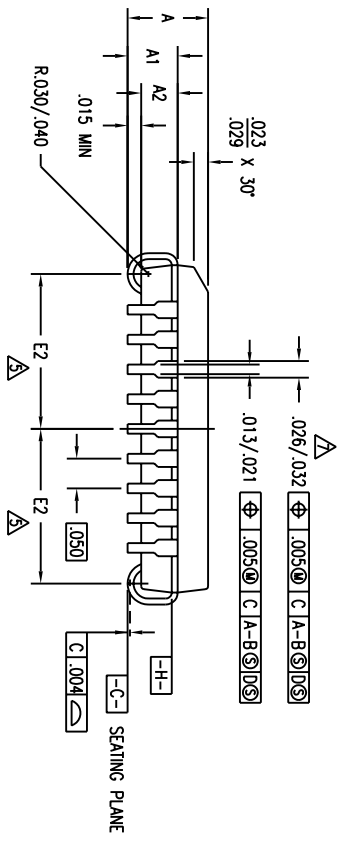
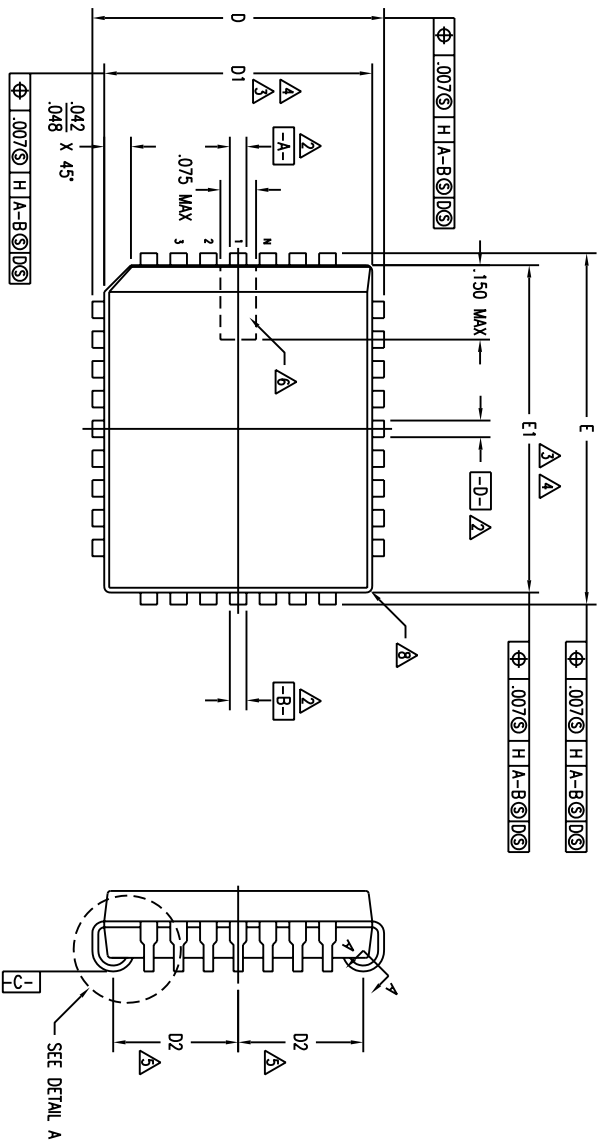


REVISIONS				
DCN	REV	DESCRIPTION	DATE	APPROVED
27646	07	REDRAW TO JEDEC FORMAT	03/15/95	
	08	ADD "GREEN" PL/PLUG NOMENCLATURE	10/08/04	TU VU



DETAIL A

TOLERANCES UNLESS SPECIFIED		IDT Integrated Device Technology, Inc. 2975 Slender Way, Santa Clara, Ca. 95054 Phone: (408) 722-6116 Fax: (408) 492-8674 Tlx: 910-338-2070 www.idt.com
DECIMAL	ANGULAR	
XXX	F	
XXXX		
XXXXX		
APPROVALS	DATE	TITLE
DRAWN		PL/PLG PACKAGE OUTLINE
CHECKED		RECTANGULAR PLCC
		.050 PITCH
SIZE	DRAWING NO.	REV
C	PSC-4013	08
DO NOT SCALE DRAWING		SHEET 1 OF 2

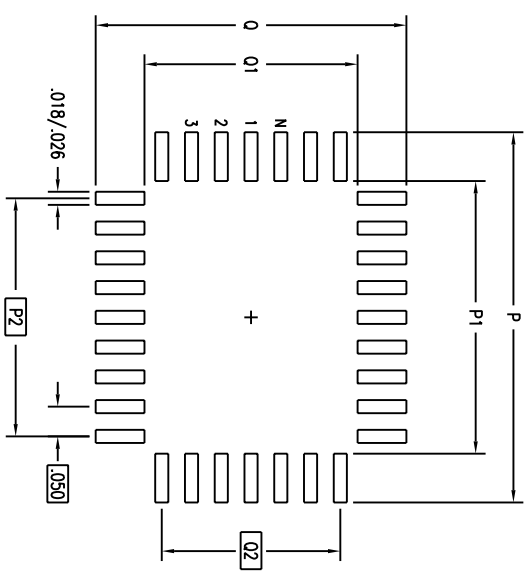
REVISIONS				
DCN	REV	DESCRIPTION	DATE	APPROVED
27646	07	REDRAW TO JEDEC FORMAT	03/15/95	
	08	ADD "GREEN" PLG NOMENCLATURE	10/08/04	TU VU

SYMBOL	JEDEC VARIATION			NOMINAL
	AE	NOM	MAX	
A	.125	.132	.140	
A1	.075	.078	.095	
A2	.053	-	.068	
D	.485	.490	.495	
D1	.449	.451	.453	3.4
D2	.195	.205	.215	5
E	.585	.590	.595	
E1	.549	.551	.553	3.4
E2	.245	.255	.265	5
ND	7			
NE	9			
N	32			

NOTES:


- ALL DIMENSIONING AND TOLERANCING CONFORM TO ANSI Y14.5M-1982
- DATUMS [A-B] AND [D-] TO BE DETERMINED AT DATUM PLANE [H-]
- DIMENSIONS D1 AND E1 ARE TO BE DETERMINED AT DATUM PLANE [H-]
- DIMENSIONS D1 AND E1 DO NOT INCLUDE MOLD PROTRUSION, ALLOWABLE MOLD PROTRUSION IS .010 PER SIDE. D1 AND E1 ARE BODY SIZE DIMENSIONS INCLUDING MOLD MISMATCH
- DIMENSIONS D2 AND E2 ARE TO BE DETERMINED AT SEATING PLANE [C-] CONTACT POINT
- DETAIL OF PIN 1 IDENTIFIER IS OPTIONAL BUT MUST BE LOCATED WITHIN THE ZONE INDICATED
- LEAD WIDTH DIMENSION DOES NOT INCLUDE DAMBAR PROTRUSION, ALLOWABLE DAMBAR PROTRUSION IS .007 TOTAL MAXIMUM PER LEAD
- EXACT SHAPE OF EACH CORNER IS OPTIONAL
- THESE DIMENSIONS DETERMINE THE MAXIMUM ANGLE OF THE LEAD FOR SOCKET APPLICATIONS
- ALL DIMENSIONS ARE IN INCHES
- THIS OUTLINE CONFORMS TO JEDEC PUBLICATION 95 REGISTRATION MS-016, VARIATION AE

LAND PATTERN DIMENSIONS



	MIN	MAX
P	.620	.628
P1	.454	.462
P2	.400 BSC	
Q	.520	.562
Q1	.354	.362
Q2	.300 BSC	
N		32

TOLERANCES UNLESS SPECIFIED		ANGULAR		TITLE	
DECIMAL	±	ANGULAR	±	PL/PLG PACKAGE OUTLINE	
XXX±				RECTANGULAR PLCC	
XXXX±				.050 PITCH	
APPROVALS	DATE	SIZE	DRAWING No.	PSC-4013	REV
DRAWN	08/15/90	C			08
CHECKED					
DO NOT SCALE DRAWING					
SHEET 2 OF 2					


IDT Integrated Device Technology, Inc.
 2975 Stender Way, Santa Clara, Ca. 95054
 www.IDT.com Phone: (408) 727-6116
 Fax: (408) 492-8674 TWX: 910-338-2070