



Tsi382™ PCIe® to PCI Bridge Product Brief

Features

General

- PCI Express to PCI bridge
- Transparent, Non-transparent and Opaque modes
- Efficient queuing and buffering for low latency and high throughput
- Compliant with the following specifications:
 - PCI Express Base 1.1
 - PCI Express PCI/PCI-X Bridge 1.0
 - PCI-to-PCI Bridge Architecture 1.2
 - PCI Local Bus 3.0
 - PCI Bus Power Management Interface 1.2

PCI Express

- x1 lane PCIe Interface
- Advanced error reporting capability
- End-to-end CRC check and generation
- Up to four outstanding memory reads
- ASPM L0 link state power management
- Legacy interrupt signaling and MSI interrupts
- Native Hot Plug support

PCI

- 32/64-bit addressing and 32-bit data
- Operates up to 66 MHz
- Up to eight outstanding memory reads
- PCI clock outputs for up to four devices
- Four external PCI masters supported through internal arbiter
- 3.3V PCI I/Os, 5V tolerant
- MSI generation and handling using interrupt and GPIO signals

Other Features

- Masquerade mode
- JTAG IEEE 1149.1, 1149.6
- Four GPIO pins and four interrupt pins that can generate MSIs
- D0, D3 hot, D3 cold power management state support
- 1.2V core power supply, 3.3V I/O
- No power sequencing constraints
- Packaging:
 - BGA: 144-pin, 10 x 10 mm, 0.8 mm ball pitch, Industrial operating temperature, with RoHS/Green and Eutectic packages
 - LQFP: 176-pin, 20 x 20 mm, Commercial operating temperature, RoHS compliant

Benefits

- Enhances system performance by delivering high throughput and low latency across bridge
- Simplifies system design by offering numerous programmable features

BGA Package

- Minimizes board space due to small footprint

LQFP Package

- Simplifies board layout by minimizing PCB layer requirements
- Reduces manufacturing and board costs

Device Overview

The IDT Tsi382 is a high-performance bus bridge that connects the PCI Express protocol to the PCI bus standard. The Tsi382's PCIe Interface supports a x1 lane configuration, which enables the bridge to offer throughput performance of up to 2.5 Gbps per transmit and receive direction.

The device's PCI Interface operates up to 66 MHz, and offers designers extensive flexibility by supporting three addressing modes: transparent, opaque, and non-transparent.

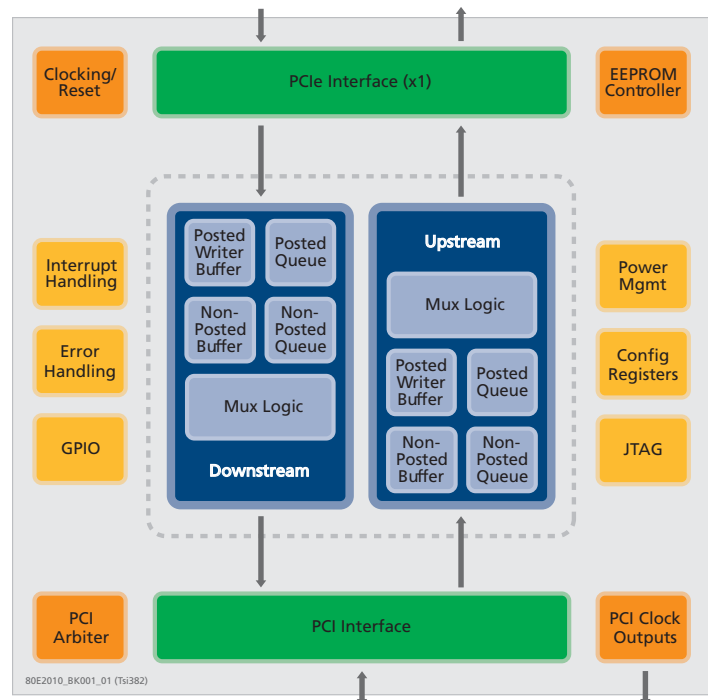


Figure 1 Block Diagram

Smallest Footprint

The Tsi382 BGA package has the smallest footprint of any PCIe-to-PCI device on the market. The device is offered in a 10 x 10 mm package with a standard 0.8 mm ball pitch, making it ideal for PCI ExpressCard applications or similar designs that have limited component space. For cost-sensitive applications, the Tsi382 is also available in a LQFP package.

In addition, by providing sufficient clock outputs for up to four PCI devices, board space is further reduced by eliminating the need for an external clock buffer.

Low Power Consumption

The Tsi382 has typical power consumption of less than 0.7W, and it incorporates advanced power management modes to minimize consumption during operation.

High Performance

In addition to low-latency operation, the Tsi382's superior queueing architecture and rich feature set allow designers to optimize their overall system performance. Features such as short-term caching also enable designers to tune the device's performance for different applications.

Transparent, Non-transparent, and Opaque Bridging

Transparent mode operation is available for efficient, flow through configurations. Non-transparent bridging also enables multi-host systems and is used in applications such as intelligent adapter cards. Opaque mode provides semi-transparent operation for multi-processor configurations and enhanced private device support.

Typical Applications

The Tsi382 is suited to applications that need to bridge PCIe to downstream PCI devices. Its flexibility, high performance, small footprint, and low power consumption, make it ideal for a wide range of applications, including:

- Digital video recorders
- ExpressCards for laptop computers
- Motherboards (PC, ultra-mobile PC, server, SBC, industrial PC)
- PC adapter cards (communications, graphics, imaging, and multimedia)
- Multifunction printers
- Line cards and NICs

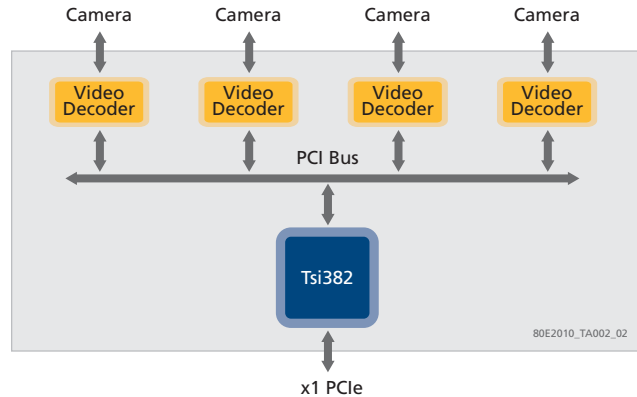


Figure 2 DVR Application

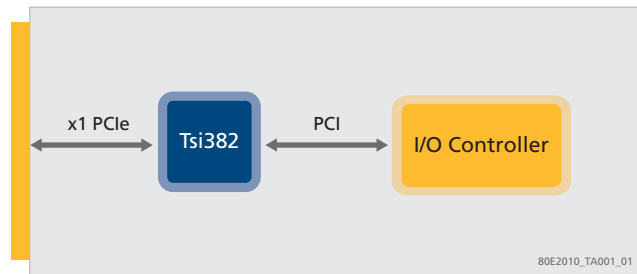


Figure 3 ExpressCard Application

NOT AN OFFER FOR SALE

The information presented herein is subject to a Non-Disclosure Agreement and is for planning purposes only. Nothing contained in this presentation, whether verbal or written, is intended as, or shall have the effect of, a sale or an offer for sale that creates a contractual power of acceptance.



CORPORATE HEADQUARTERS
 6024 Silver Creek Valley Road
 San Jose, CA 95138

for SALES:
 800-345-7015 or 408-284-8200
 fax: 408-284-2775
 www.idt.com

for Tech Support:
 email: ssdhelp@idt.com
 phone: 408-284-8208
 document: 80E2010_FB001_05

Notice

1. Descriptions of circuits, software and other related information in this document are provided only to illustrate the operation of semiconductor products and application examples. You are fully responsible for the incorporation or any other use of the circuits, software, and information in the design of your product or system. Renesas Electronics disclaims any and all liability for any losses and damages incurred by you or third parties arising from the use of these circuits, software, or information.
2. Renesas Electronics hereby expressly disclaims any warranties against and liability for infringement or any other claims involving patents, copyrights, or other intellectual property rights of third parties, by or arising from the use of Renesas Electronics products or technical information described in this document, including but not limited to, the product data, drawings, charts, programs, algorithms, and application examples.
3. No license, express, implied or otherwise, is granted hereby under any patents, copyrights or other intellectual property rights of Renesas Electronics or others.
4. You shall not alter, modify, copy, or reverse engineer any Renesas Electronics product, whether in whole or in part. Renesas Electronics disclaims any and all liability for any losses or damages incurred by you or third parties arising from such alteration, modification, copying or reverse engineering.
5. Renesas Electronics products are classified according to the following two quality grades: "Standard" and "High Quality". The intended applications for each Renesas Electronics product depends on the product's quality grade, as indicated below.
 - "Standard": Computers; office equipment; communications equipment; test and measurement equipment; audio and visual equipment; home electronic appliances; machine tools; personal electronic equipment; industrial robots; etc.
 - "High Quality": Transportation equipment (automobiles, trains, ships, etc.); traffic control (traffic lights); large-scale communication equipment; key financial terminal systems; safety control equipment; etc.Unless expressly designated as a high reliability product or a product for harsh environments in a Renesas Electronics data sheet or other Renesas Electronics document, Renesas Electronics products are not intended or authorized for use in products or systems that may pose a direct threat to human life or bodily injury (artificial life support devices or systems; surgical implantations; etc.), or may cause serious property damage (space system; undersea repeaters; nuclear power control systems; aircraft control systems; key plant systems; military equipment; etc.). Renesas Electronics disclaims any and all liability for any damages or losses incurred by you or any third parties arising from the use of any Renesas Electronics product that is inconsistent with any Renesas Electronics data sheet, user's manual or other Renesas Electronics document.
6. When using Renesas Electronics products, refer to the latest product information (data sheets, user's manuals, application notes, "General Notes for Handling and Using Semiconductor Devices" in the reliability handbook, etc.), and ensure that usage conditions are within the ranges specified by Renesas Electronics with respect to maximum ratings, operating power supply voltage range, heat dissipation characteristics, installation, etc. Renesas Electronics disclaims any and all liability for any malfunctions, failure or accident arising out of the use of Renesas Electronics products outside of such specified ranges.
7. Although Renesas Electronics endeavors to improve the quality and reliability of Renesas Electronics products, semiconductor products have specific characteristics, such as the occurrence of failure at a certain rate and malfunctions under certain use conditions. Unless designated as a high reliability product or a product for harsh environments in a Renesas Electronics data sheet or other Renesas Electronics document, Renesas Electronics products are not subject to radiation resistance design. You are responsible for implementing safety measures to guard against the possibility of bodily injury, injury or damage caused by fire, and/or danger to the public in the event of a failure or malfunction of Renesas Electronics products, such as safety design for hardware and software, including but not limited to redundancy, fire control and malfunction prevention, appropriate treatment for aging degradation or any other appropriate measures. Because the evaluation of microcomputer software alone is very difficult and impractical, you are responsible for evaluating the safety of the final products or systems manufactured by you.
8. Please contact a Renesas Electronics sales office for details as to environmental matters such as the environmental compatibility of each Renesas Electronics product. You are responsible for carefully and sufficiently investigating applicable laws and regulations that regulate the inclusion or use of controlled substances, including without limitation, the EU RoHS Directive, and using Renesas Electronics products in compliance with all these applicable laws and regulations. Renesas Electronics disclaims any and all liability for damages or losses occurring as a result of your noncompliance with applicable laws and regulations.
9. Renesas Electronics products and technologies shall not be used for or incorporated into any products or systems whose manufacture, use, or sale is prohibited under any applicable domestic or foreign laws or regulations. You shall comply with any applicable export control laws and regulations promulgated and administered by the governments of any countries asserting jurisdiction over the parties or transactions.
10. It is the responsibility of the buyer or distributor of Renesas Electronics products, or any other party who distributes, disposes of, or otherwise sells or transfers the product to a third party, to notify such third party in advance of the contents and conditions set forth in this document.
11. This document shall not be reprinted, reproduced or duplicated in any form, in whole or in part, without prior written consent of Renesas Electronics.
12. Please contact a Renesas Electronics sales office if you have any questions regarding the information contained in this document or Renesas Electronics products.

(Note1) "Renesas Electronics" as used in this document means Renesas Electronics Corporation and also includes its directly or indirectly controlled subsidiaries.

(Note2) "Renesas Electronics product(s)" means any product developed or manufactured by or for Renesas Electronics.

(Rev.4.0-1 November 2017)

Corporate Headquarters

TOYOSU FORESIA, 3-2-24 Toyosu,
Koto-ku, Tokyo 135-0061, Japan
www.renesas.com

Contact Information

For further information on a product, technology, the most up-to-date version of a document, or your nearest sales office, please visit:
www.renesas.com/contact/

Trademarks

Renesas and the Renesas logo are trademarks of Renesas Electronics Corporation. All trademarks and registered trademarks are the property of their respective owners.