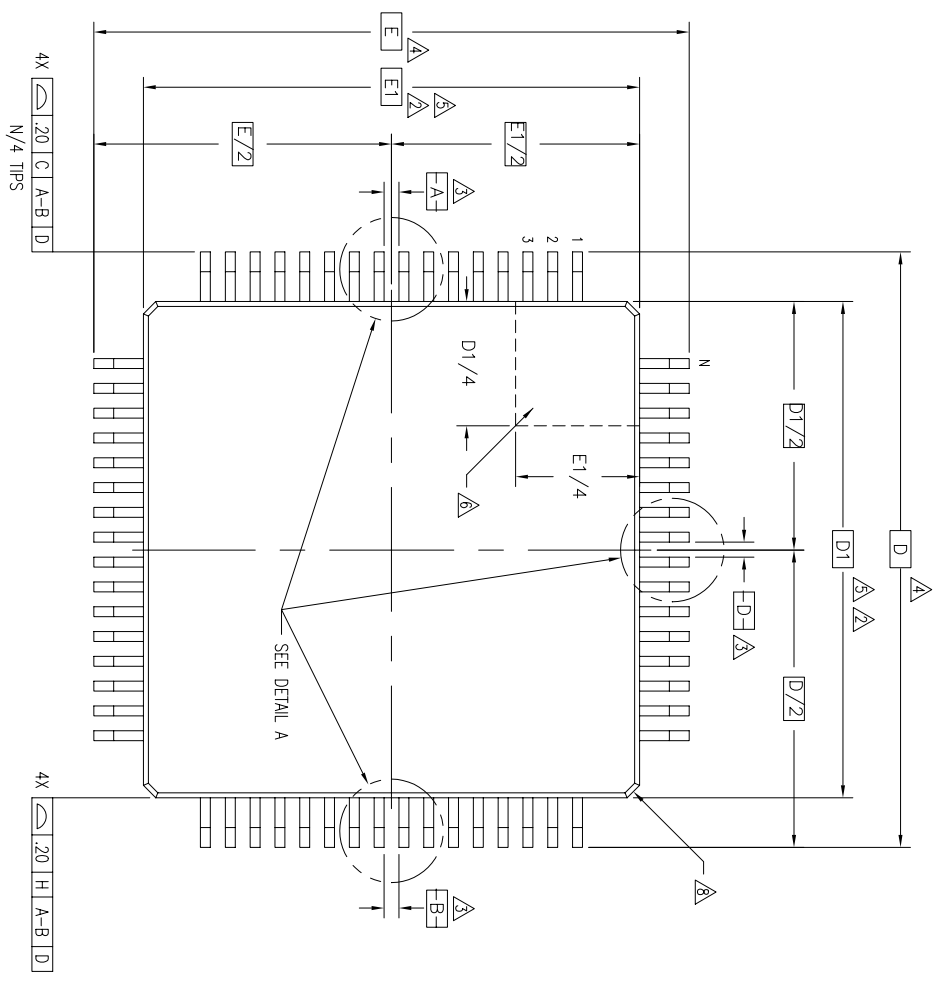
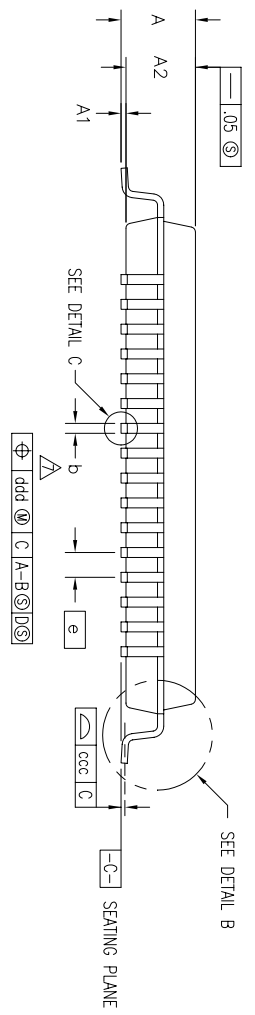


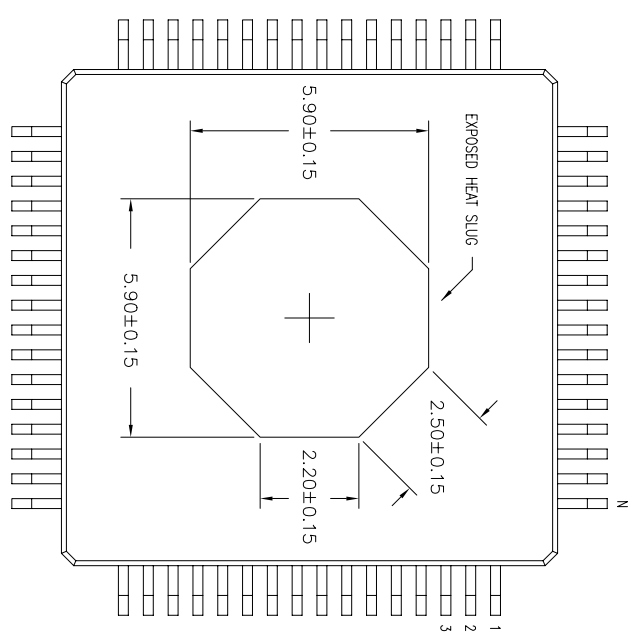
REVISIONS			
REV	DESCRIPTION	DATE	APPROVED
00	INITIAL RELEASE	10/19/04	PKP
01	MODIFIED LAND PATTERN DIM	05/06/05	PKP
02	PACKAGE CODE	12/10/12	RC



TOP VIEW



SEATING PLANE

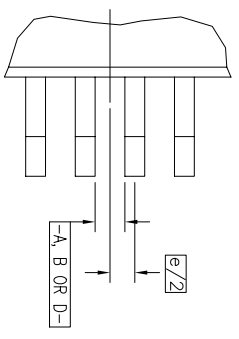


BOTTOM VIEW

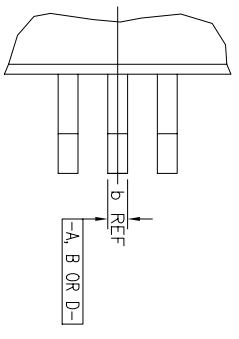
TOLERANCES UNLESS SPECIFIED		www.IDT.com	
DECIMAL	ANGULAR	6024 Silvercreek Valley Rd San Jose CA 95138	
XXX±	±	PHONE: (408) 284-8200	
XXXX±		FAX: (408) 284-8591	
APPROVALS	DATE	TITLE	
DRAWN <i>ppcp</i>	10/18/04	DK/DKG PACKAGE OUTLINE	
CHECKED		10.0 X 10.0 X 1.4 mm TQFP	
		1.00/.10 mm FORM	
SIZE	DRAWING No.	REV	
C	PSC-4141	02	
DO NOT SCALE DRAWING			SHEET 1 OF 3

REVISIONS			
REV	DESCRIPTION	DATE	APPROVED
00	INITIAL RELEASE	10/19/04	PKP
01	MODIFIED LAND PATTERN DIM	05/06/05	PKP
02	ADD PACKAGE CODE	12/10/12	RC

EVEN LEAD SIDES

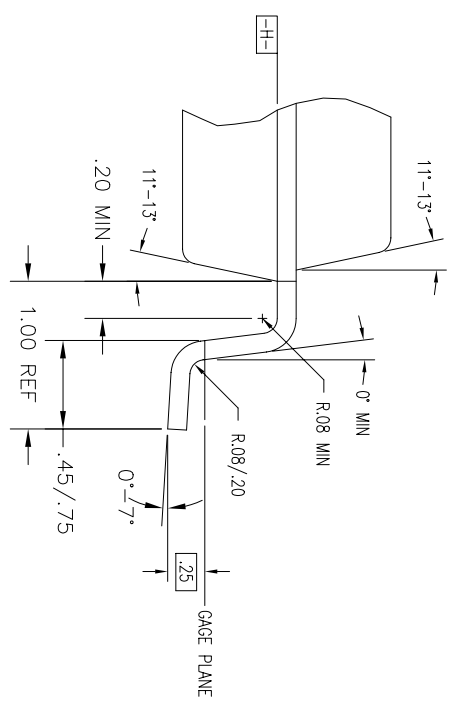
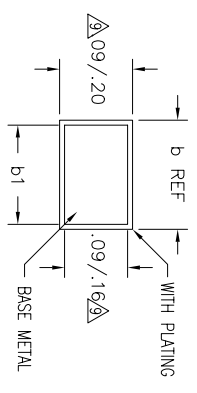


ODD LEAD SIDES



DETAIL A

DETAIL C



DETAIL B

TOLERANCES UNLESS SPECIFIED		6024 Silvercreek Valley Rd	
DECIMAL	ANGULAR	San Jose, CA 95138	
XXX±	±	PHONE: (408) 284-8200	
XXXX±		FAX: (408) 284-8951	
APPROVALS	DATE	TITLE	
DRAWN <i>DKG</i>	10/18/04	DK/DKG PACKAGE OUTLINE	
CHECKED		10.0 x 10.0 x 1.4 mm TQFP	
		1.00/.10 mm FORM	
SIZE	DRAWING No.	REV	
C	PSC-4141	02	
DO NOT SCALE DRAWING		SHEET 2 OF 3	

IDT™
 www.IDT.com
 6024 Silvercreek Valley Rd
 San Jose, CA 95138
 PHONE: (408) 284-8200
 FAX: (408) 284-8951

REVISIONS			
REV	DESCRIPTION	DATE	APPROVED
00	INITIAL RELEASE	10/19/04	PKP
01	MODIFIED LAND PATTERN DIM	05/06/05	PKP
02	ADD PACKAGE CODE	12/10/12	RC

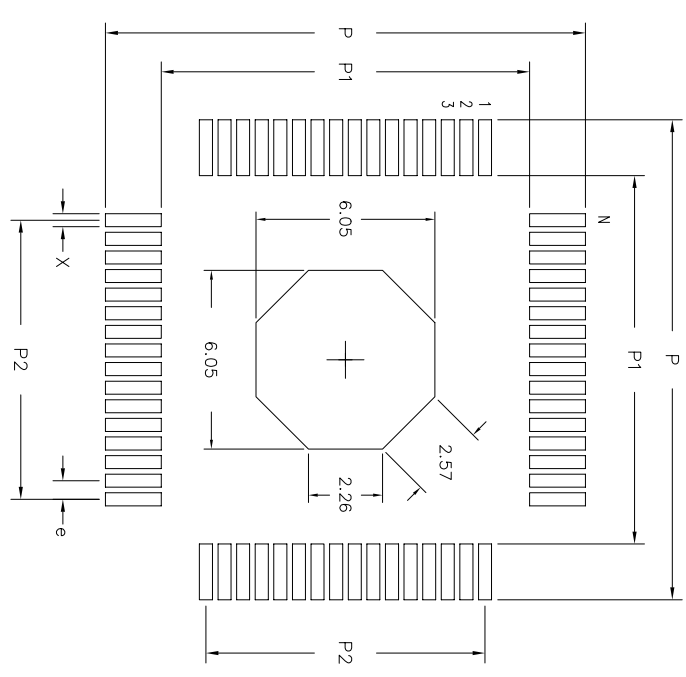
LAND PATTERN DIMENSIONS

SYMBOL	DK/DKG44			N	P	E
	JEDEC VARIATION					
	BCB-HD	NOM	MAX			
A	-	-	1.60			
A1	.05	.10	.15			
A2	1.35	1.40	1.45			
D	12.00 BSC			4		
D1	10.00 BSC			5,2		
E	12.00 BSC			4		
E1	10.00 BSC			5,2		
N	44					
e	.80 BSC					
b	.30	.37	.45	7		
b1	.30	.35	.40			
ccc	-	-	.10			
ddd	-	-	.20			

SYMBOL	DK/DKG64			N	P	E
	JEDEC VARIATION					
	BCD-HD	NOM	MAX			
A	-	-	1.60			
A1	.05	.10	.15			
A2	1.35	1.40	1.45			
D	12.00 BSC			4		
D1	10.00 BSC			5,2		
E	12.00 BSC			4		
E1	10.00 BSC			5,2		
N	64					
e	.50 BSC					
b	.17	.22	.27	7		
b1	.17	.20	.23			
ccc	-	-	.08			
ddd	-	-	.08			

NOTES:

- ALL DIMENSIONING AND TOLERANCING CONFORM TO ANSI Y14.5M-1982
- TOP PACKAGE MAY BE SMALLER THAN BOTTOM PACKAGE BY .15 mm
- DATUMS **A-B** AND **-D-** TO BE DETERMINED AT DATUM PLANE **-H-**
- DIMENSIONS D AND E ARE TO BE DETERMINED AT SEATING PLANE **-C-**
- DIMENSIONS D1 AND E1 DO NOT INCLUDE MOLD PROTRUSION. ALLOWABLE MOLD PROTRUSION IS .25 mm PER SIDE. D1 AND E1 ARE MAXIMUM BODY SIZE DIMENSIONS INCLUDING MOLD MISMATCH
- DETAILS OF PIN 1 IDENTIFIER IS OPTIONAL BUT MUST BE LOCATED WITHIN THE ZONE INDICATED
- DIMENSION b DOES NOT INCLUDE DAMBAR PROTRUSION. ALLOWABLE DAMBAR PROTRUSION IS .08 mm IN EXCESS OF THE b DIMENSION AT MAXIMUM MATERIAL CONDITION. DAMBAR CANNOT BE LOCATED ON THE LOWER RADIUS OR THE FOOT.
- EXACT SHAPE OF EACH CORNER IS OPTIONAL
- THESE DIMENSIONS APPLY TO THE FLAT SECTION OF THE LEAD BETWEEN .10 AND .25 mm FROM THE LEAD TIP
- ALL DIMENSIONS ARE IN MILLIMETERS
- THIS OUTLINE CONFORMS TO JEDEC REGISTRATION MS-026.



	MIN	MAX	MIN	MAX
P	12.80	13.00	12.80	13.00
P1	9.80	10.00	9.80	10.00
P2	8.00 BSC		7.50 BSC	
X	.45	.60	.30	.40
e	.80 BSC		.50 BSC	
N	44		64	

TOLERANCES UNLESS SPECIFIED

DECIMAL	±
ANGULAR	±

6024 Silvercreek Valley Rd
San Jose CA 95138
PHONE: (408) 284-8200
FAX: (408) 284-8591

www.IDT.com

TITLE: DK/DKG PACKAGE OUTLINE
DRAWN: PJC/CP 10/18/04
CHECKED: XXXXX

APPROVALS: DATE: 10/18/04

SIZE: 10.0 x 10.0 x 1.4 mm TQFP
DRAWING No.: 1.00/.10 mm FORM

DO NOT SCALE DRAWING

REV: 02
SHEET 3 OF 3