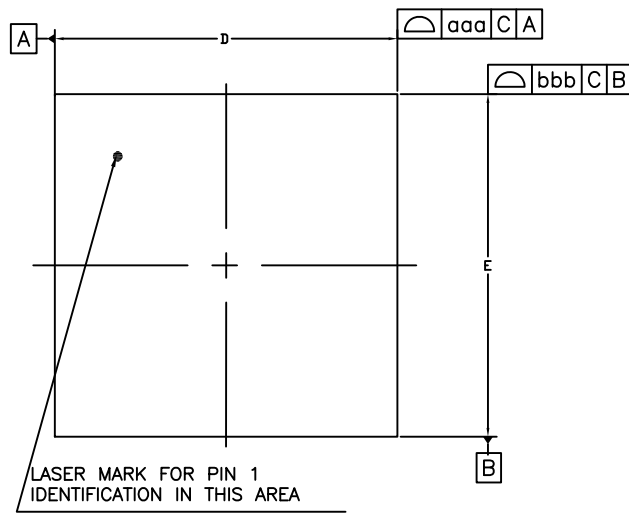
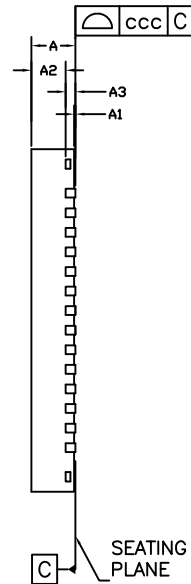


REVISIONS			
REV	DESCRIPTION	DATE	APPROVED
00	INITIAL RELEASE	5/18/16	JH



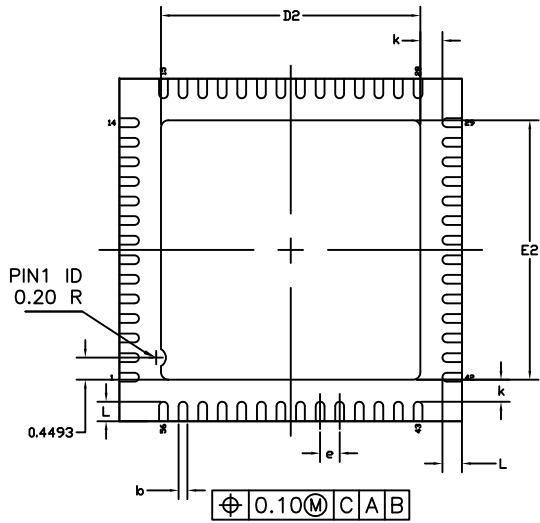
TOP VIEW



SIDE VIEW

DIMENSION

SYMBOL	MIN.	NOM.	MAX.
A	0.80	0.90	1.00
A1	0.00	0.02	0.05
A2	---	0.65	0.70
A3	0.20 REF.		
b	0.15	0.20	0.25
D	7.00 BSC		
E	7.00 BSC		
D2	5.20	5.30	5.40
E2	5.20	5.30	5.40
L	0.30	0.40	0.50
k	0.450 REF.		
e	0.40 BSC		
aaa	0.10		
bbb	0.10		
ccc	0.05		



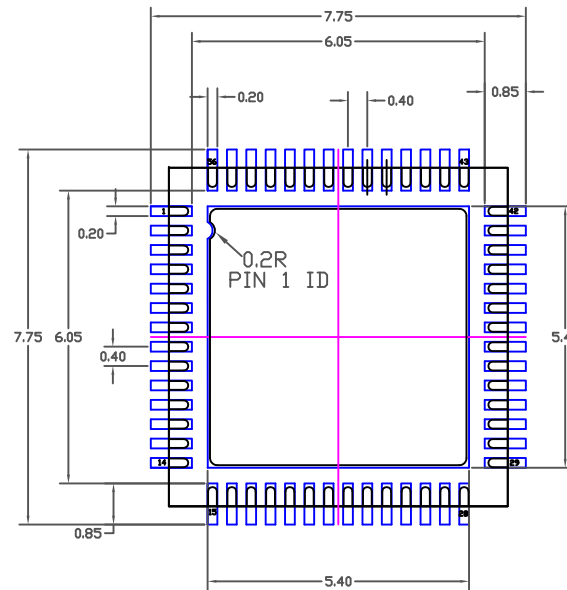
BOTTOM VIEW

NOTES :

- 1.ALL DIMENSIONS ARE IN MILLIMETERS.
- 2.DIE THICKNESS ALLOWABLE IS 0.305 mm MAXIMUM(.012 INCHES MAXIMUM)
- 3.DIMENSIONING & TOLERANCES CONFORM TO ASME Y14.5M. -1994.
- 4.THE PIN #1 IDENTIFIER MUST BE PLACED ON THE TOP SURFACE OF THE PACKAGE BY USING INDENTATION MARK OR OTHER FEATURE OF PACKAGE BODY.
- 5.EXACT SHAPE AND SIZE OF THIS FEATURE IS OPTIONAL.
- 6.PACKAGE WARPAGE MAX 0.08 mm.
- 7.APPLIED FOR EXPOSED PAD AND TERMINALS. EXCLUDE EMBEDDING PART OF EXPOSED PAD FROM MEASURING.
- 8.APPLIED ONLY TO TERMINALS.

TOLERANCES UNLESS SPECIFIED		6024 Silver Creek Valley Road	
DECIMAL	ANGULAR	San Jose, CA 95138	
XX±	±	PHONE: (408) 284-8200	
XXX±		www.IDT.com	
XXXX±		FAX: (408) 284-8591	
APPROVALS	DATE	TITLE	
DRAWN <i>oac</i>	07/01/13	ND/NDG56 PACKAGE OUTLINE	
CHECKED		7.0 x 7.0 mm BODY, EPAD 5.30mm SQ	
		0.40 mm PITCH QFN	
		SIZE	REV
		C	00
		DRAWING No. PSC-4398-01	
DO NOT SCALE DRAWING		SHEET 1 OF 2	

REVISIONS			
REV	DESCRIPTION	DATE	APPROVED
00	INITIAL RELEASE	5/18/16	JH



RECOMMENDED LAND PATTERN DIMENSION

NOTES:

1. ALL DIMENSIONS ARE IN mm. ANGLES IN DEGREES.
2. TOP DOWN VIEW. AS VIEWED ON PCB.
3. COMPONENT OUTLINE SHOWS FOR REFERENCE IN BLACK.
4. LAND PATTERN IN BLUE. NSMD PATTERN ASSUMED.
5. LAND PATTERN RECOMMENDATION PER IPC-7351B GENERIC REQUIREMENT FOR MOUNT DESIGN AND LAND PATTERN.

TOLERANCES UNLESS SPECIFIED		6024 Silver Creek Valley Road San Jose, CA 95138	
DECIMAL	ANGULAR	PHONE: (408) 284-8200	
XX±	±	FAX: (408) 284-8591	
XXX±		<b>IDT</b> www.IDT.com	
XXXX±		TITLE ND/NDG56 PACKAGE OUTLINE 7.0 x 7.0 mm BODY, EPAD 5.30mm SQ 0.40 mm PITCH QFN	
APPROVALS	DATE	DRAWN <i>RLC</i> 07/01/13	
CHECKED			
SIZE	DRAWING No.	REV	
C	PSC-4398-01	00	
DO NOT SCALE DRAWING			SHEET 2 OF 2