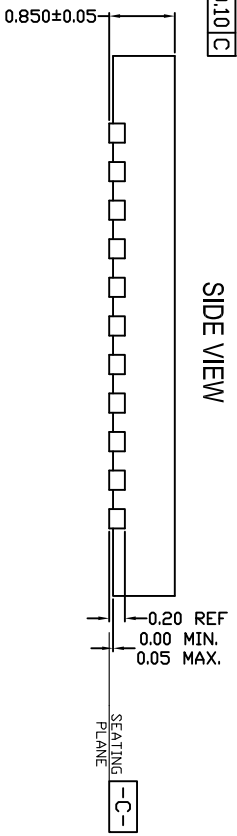
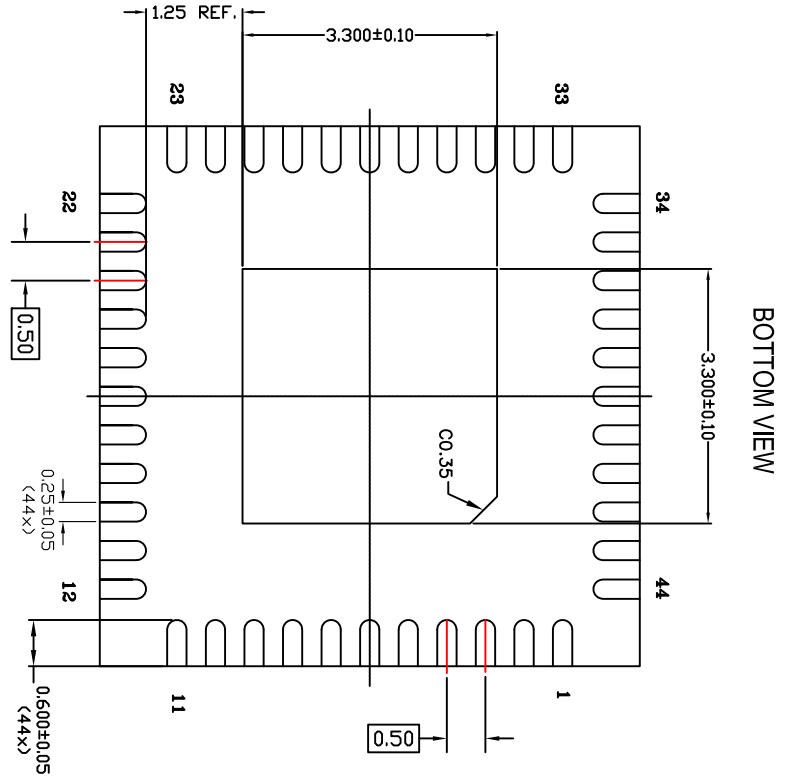
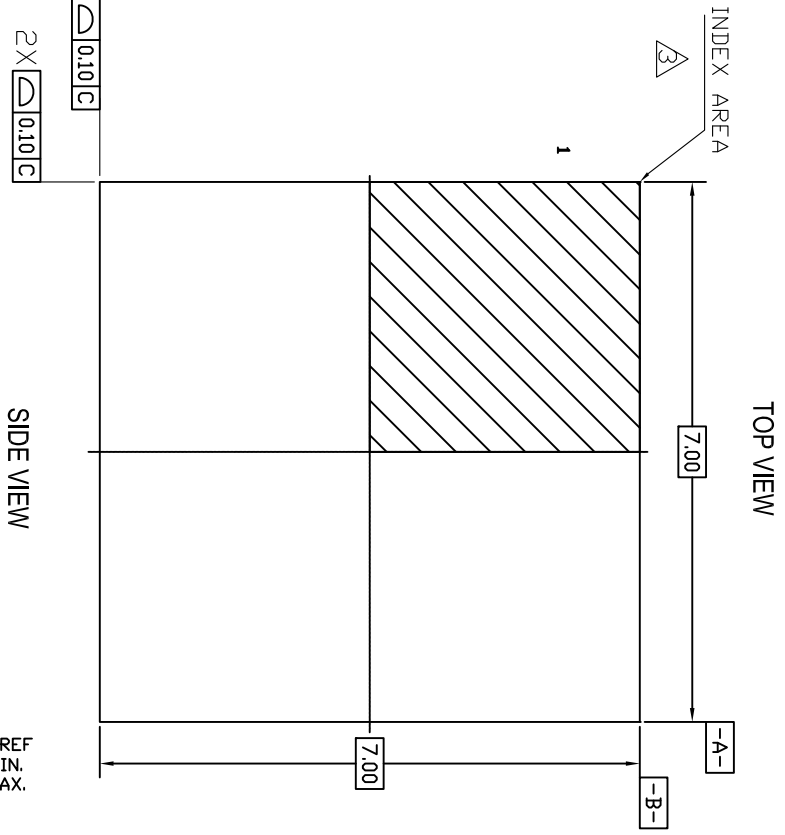


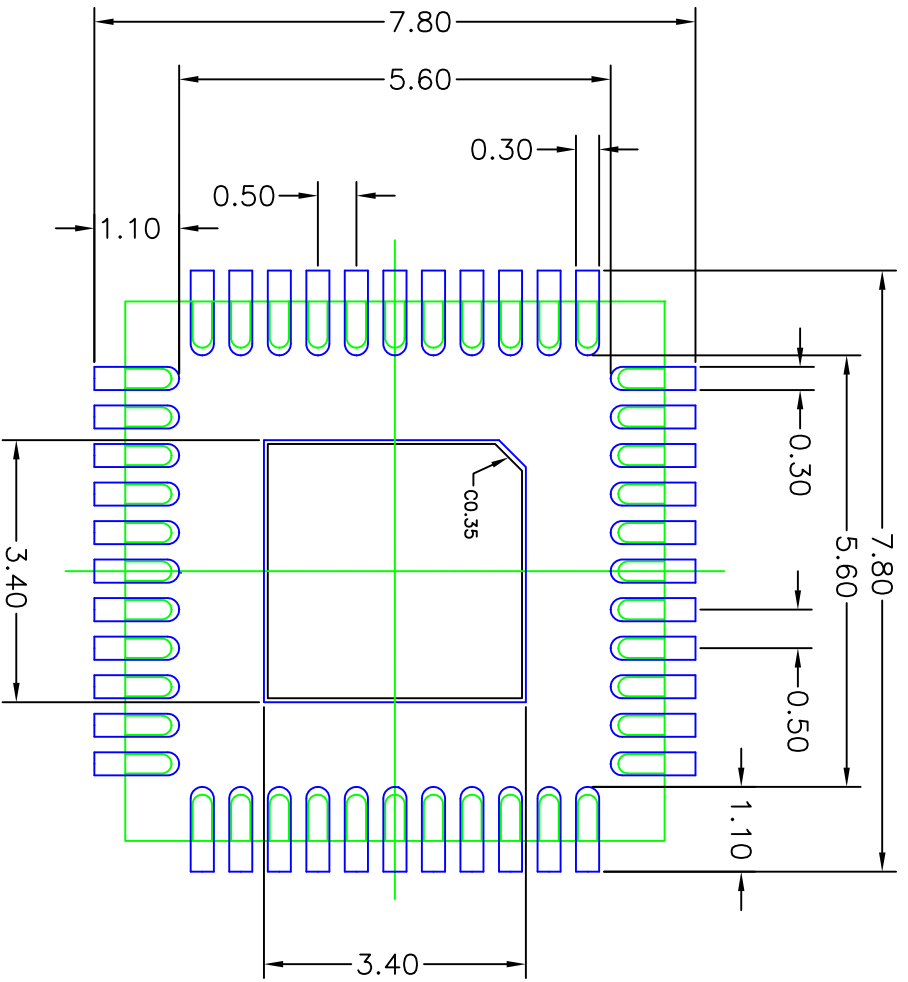
REVISIONS			
REV	DESCRIPTION	DATE	APPROVED
00	INITIAL RELEASE	01/20/12	KS
01	COMBINE POD & LAND PATTERN	01/27/14	J.H
02	ADD NOTE RECOMMENDED LAND PATTERN	2/21/14	J.H



- NOTES:**
1. ALL DIMENSIONING AND TOLERANCING CONFORM TO ANSI Y14.5M-1982
  2. ALL DIMENSIONS ARE IN MILLIMETERS.
  3. INDEX AREA (PIN1 IDENTIFIER)

<b>TOLERANCES UNLESS SPECIFIED</b> DECIMAL ANGULAR ±1° XX± XXX± XXX±		<b>IDT™</b> 6024 Silver Creek Valley Road San Jose CA 95138 PHONE: (408) 284-8200 FAX: (408) 284-8591 <a href="http://www.IDT.COM">www.IDT.COM</a>	
APPROVALS DRAWN 3/2 CHECKED	DATE 12/12/11	TITLE NL/NLG44 PACKAGE OUTLINE 7.0 x 7.0 mm BODY 0.50 mm PITCH	SIZE C DRAWING No. PSC-4400
DO NOT SCALE DRAWING		REV 02	

REVISIONS			
REV	DESCRIPTION	DATE	APPROVED
00	INITIAL RELEASE	01/20/12	KS
01	COMBINE POD & LAND PATTERN	01/27/14	J.H
02	ADD NOTE RECOMMENDED LAND PATTERN	2/21/14	J.H



RECOMMENDED LAND PATTERN DIMENSION

- NOTES:
1. ALL DIMENSION ARE IN mm. ANGLES IN DEGREES.
  2. TOP DOWN VIEW. AS VIEWED ON PCB.
  3. COMPONENT OUTLINE SHOW FOR REFERENCE IN GREEN.
  4. LAND PATTERN IN BLUE. NSMD PATTERN ASSUMED.
  5. LAND PATTERN RECOMMENDATION PER IPC-7351B GENERIC REQUIREMENT FOR SURFACE MOUNT DESIGN AND LAND PATTERN.

TOLERANCES UNLESS SPECIFIED		6024 Silver Creek Valley Road San Jose CA 95138	
DECIMAL	ANGULAR	PHONE: (408) 284-8200	
±.1	±1°	FAX: (408) 284-8591	
DRAWN: JCS		DATE: 12/12/11	
CHECKED:		TITLE: NL/NLG44 PACKAGE OUTLINE	
APPROVALS:		SIZE: C	
DRAWING No. PSC-4400		REV: 02	
DO NOT SCALE DRAWING		SHEET 2 OF 2	