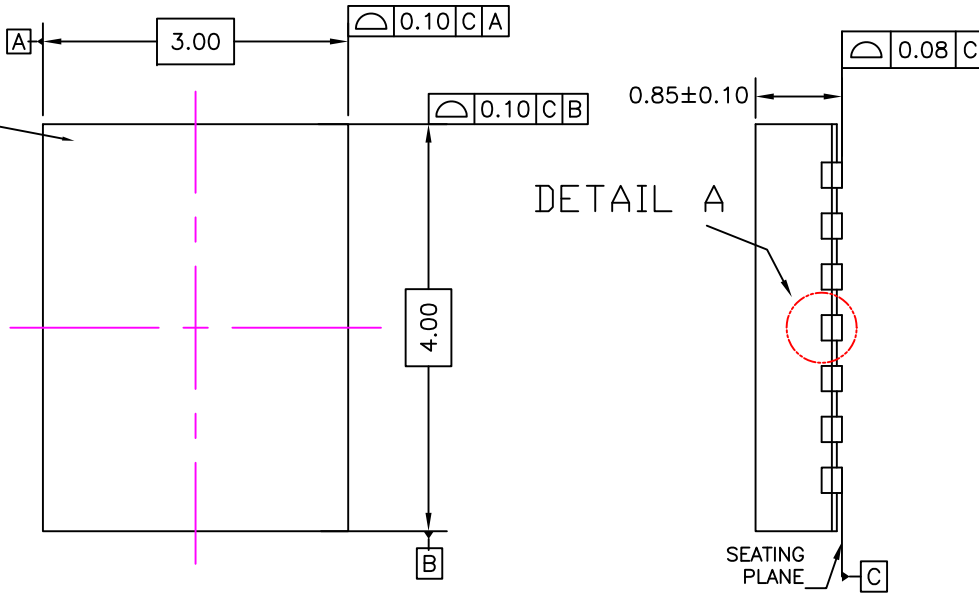


DATE CREATED	REVISIONS		
	REV	DESCRIPTION	AUTHOR
03/13/2015	00	INITIAL RELEASE	CK LEE
05/04/2017	01	ADD WETTABLE FLANK DETAIL UPDATE LAND PATTERN DIMENSION	CM YEOW

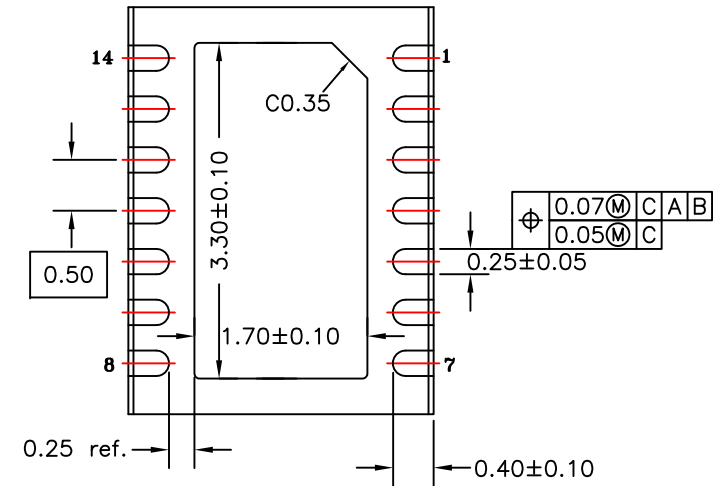
NOTE: REFER TO DCP FOR OFFICIAL RELEASE DATE

LASER MARK FOR
PIN 1 IDENTIFICATION
IN THIS AREA



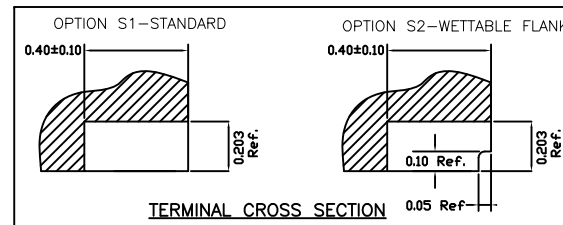
TOP VIEW

SIDE VIEW



BOTTOM VIEW

DETAIL A



NOTES:

1. ALL DIMENSIONING AND TOLERANCING CONFORM TO ANSI Y14.5M-1982
2. ALL DIMENSIONS ARE IN MILLIMETERS.
3. INDEX AREA (PIN1 IDENTIFIER)

TOLERANCES
UNLESS SPECIFIED
DECIMAL
X± .1
XX± .05
XXX± .030
ANGULAR
±1°



6024 SILVER CREEK
VALLEY ROAD. SAN JOSE,
CA 95138
PHONE: (408) 284-8200
FAX: (408) 284-3572

TITLE: NRG14 PACKAGE OUTLINE
4.0 x 3.0 mm BODY
DFN

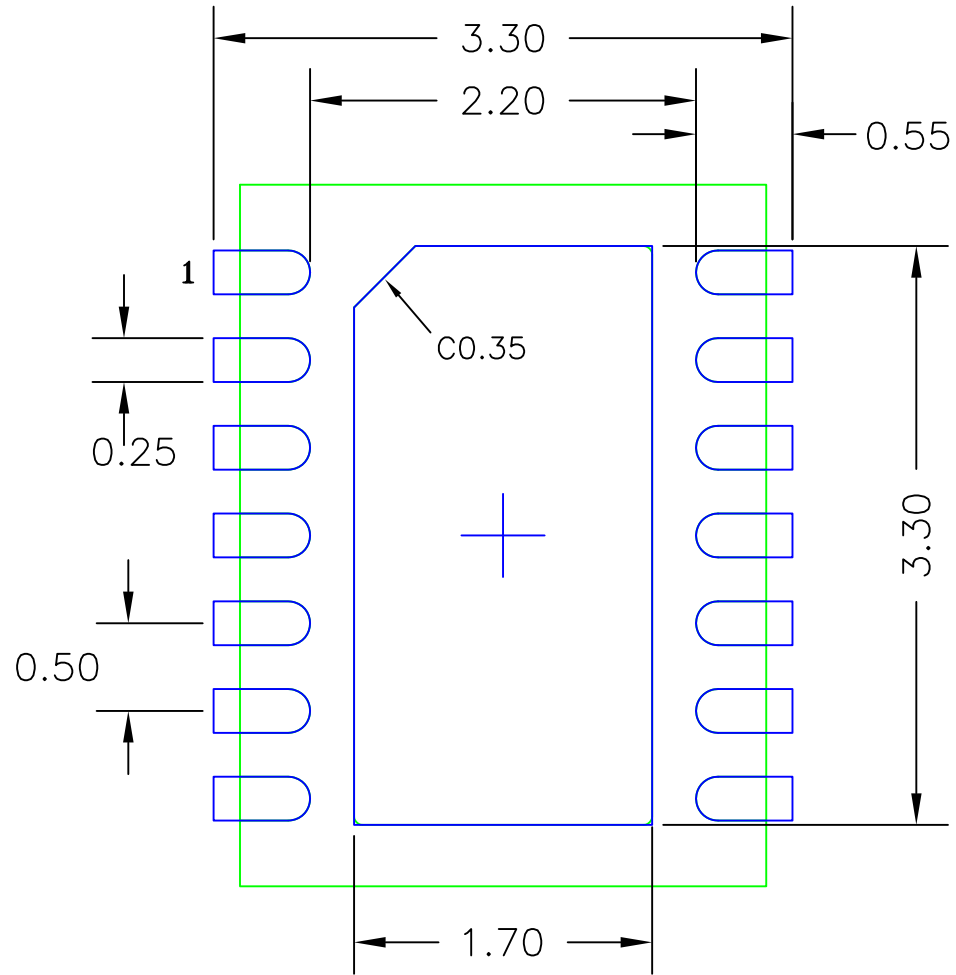
SIZE C	DRAWING No. PSC-4605	REV 01
------------------	-------------------------	-----------

DO NOT SCALE DRAWING

SHEET 1 OF 2

DATE CREATED	REVISIONS		
	REV	DESCRIPTION	AUTHOR
03/13/2015	00	INITIAL RELEASE	CK LEE
04/27/2017	01	ADD WETTABLE FLANK DETAIL UPDATE LAND PATTERN DIMENSION	CM YEY

NOTE: REFER TO DCP FOR OFFICIAL RELEASE DATE



RECOMMENDED LAND PATTERN DIMENSION

NOTES:

1. ALL DIMENSIONS ARE IN mm. ANGLES IN DEGREES.
2. TOP DOWN VIEW. AS VIEWED ON PCB.
3. COMPONENT OUTLINE SHOWS FOR REFERENCE IN GREEN.
4. LAND PATTERN IN BLUE. NSMD PATTERN ASSUMED.
5. LAND PATTERN RECOMMENDATION PER IPC-7351B GENERIC REQUIREMENT FOR SURFACE MOUNT DESIGN AND LAND PATTERN.

TOLERANCES
UNLESS SPECIFIED
DECIMAL
X± .1
XX± .05
XXX± .030
ANGULAR
±1°



6024 SILVER CREEK
VALLEY ROAD, SAN JOSE,
CA 95138
PHONE: (408) 284-8200
FAX: (408) 284-3572

TITLE: NRG14 PACKAGE OUTLINE
4.0 x 3.0 mm BODY
DFN

SIZE C	DRAWING No. PSC-4605	REV 01
-----------	-------------------------	-----------

DO NOT SCALE DRAWING

SHEET 2 OF 2