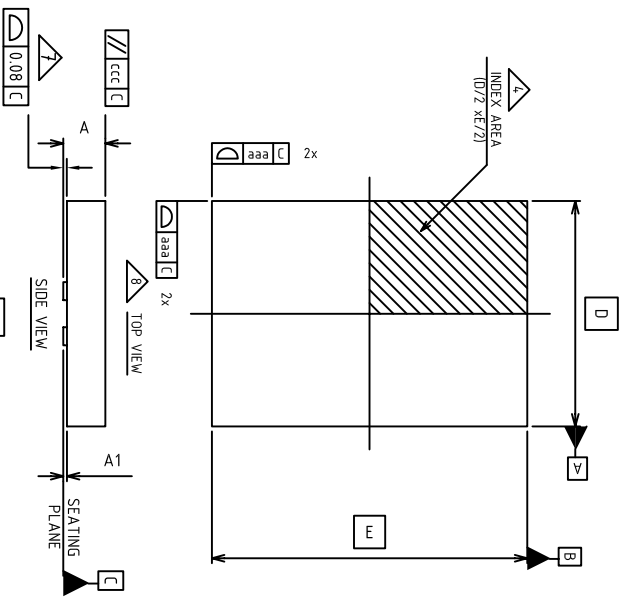


REVISIONS			
REV	DESCRIPTION	DATE	APPROVED
00	Initial Release	01/20/12	RAC
01	CORRECT THE TITLE	09/19/12	RT
02	COMBINE POD & LAND PATTERN	08/6/13	KS
03	FLIP THE LAND PATTERN	08/12/13	KS



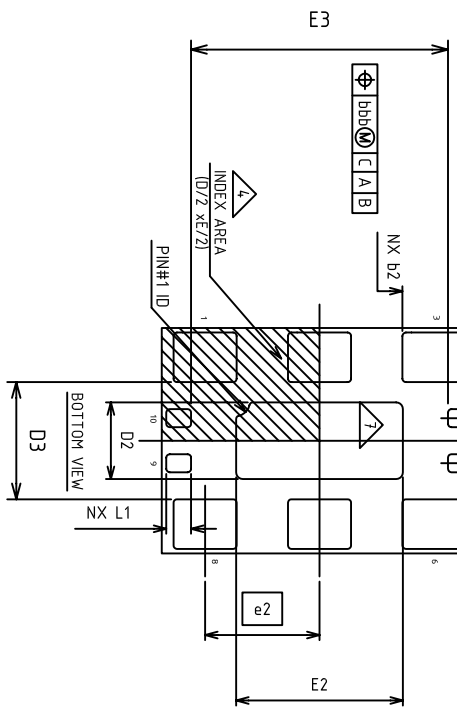
SYMBOL	MILLIMETER		
	MIN	NOM	MAX
A	0.80	0.90	1.00
A1	0.0	0.02	0.05
b1	0.35	0.40	0.45
b2	1.35	1.40	1.45
D2	1.55	1.70	1.80
E2	3.55	3.70	3.80
L1	0.45	0.55	0.65
L2	1.00	1.10	1.20
D		5.0	
E		7.0	
e1		1.0	
e2		2.54	
E3		5.7	
D3		2.6	
ND		2	
NE		3	

NOTE:

- Dimensioning and tolerancing conform to ASME Y14.5M-1994.
- All dimensions are in millimeters, angles are in degrees(\260).
- N is the total number of terminals.

1 The location of the terminal #1 identifier and terminal numbering convention conforms to JEDEC publication 95 SPP-002.

5 ND and NE refer to the number of terminals on each D and E side respectively.



TOLERANCES
UNLESS SPECIFIED
DECIMAL ANGULAR
X.X .05 ±1°
XXX.X .030

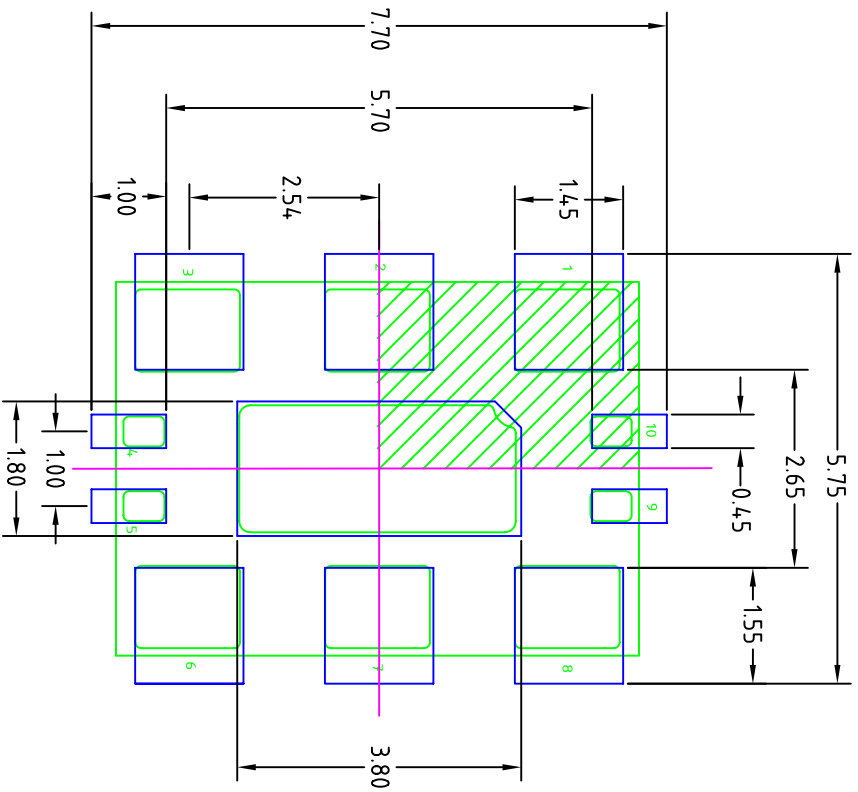
APPROVALS
DRAWN *QAC* DATE 1/19/12
CHECKED

IDT 6024 Silver Creek Valley Road
San Jose CA 95138
PHONE: (408) 284-8200
FAX: (408) 284-3572
WWW.IDT.COM

TITLE NR/NR80 PACKAGE OUTLINE
5.0 x 7.0 mm 800Y
10/254 mm PITCH 0FN

SIZE DRAWING No. **PSC-4216** REV **03**
C DO NOT SCALE DRAWING SHEET 1 OF 2

REVISIONS			
REV	DESCRIPTION	DATE	APPROVED
00	Initial Release	01/20/12	RAC
01	CORRECT THE TITLE	09/19/12	RT
02	COMBINE POD & LAND PATTERN	08/6/13	KS
03	FLIP THE LAND PATTERN	08/12/13	KS



- NOTES:
1. ALL DIMENSION ARE IN mm. ANGLES IN DEGREES.
 2. TOP DOWN VIEW, AS VIEWED ON PCB.
 3. COMPONENT OUTLINE SHOW FOR REFERENCE IN GREEN.
 4. LAND PATTERN IN BLUE. NSMD PATTERN ASSUMED.
 5. LAND PATTERN RECOMMENDATION PER IPC-7351B GENERIC REQUIREMENT FOR SURFACE MOUNT DESIGN AND LAND PATTERN.

TOLERANCES UNLESS SPECIFIED		6024 Silver Creek Valley Road	
DECIMAL	ANGULAR	San Jose CA 95138	
XX.X .1	±1°	PHONE: (408) 284-8200	
XXX.X .05		FAX: (408) 284-3572	
XXXX .030		www.IDT.com	
APPROVALS	DATE	TITLE	
DRAWN: <i>gdc</i>	1/19/12	NR/RNG10 PACKAGE OUTLINE	
CHECKED		5.0 x 7.0 mm BODY	
		10/254 mm PITCH 0FN	
SIZE	DRAWING No.	REV	
C	PSC-4216	03	
DO NOT SCALE DRAWING		SHEET 2 OF 2	