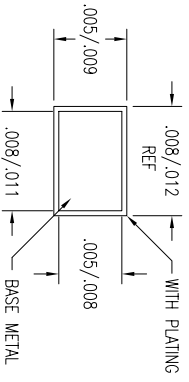
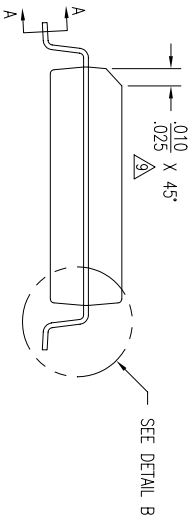
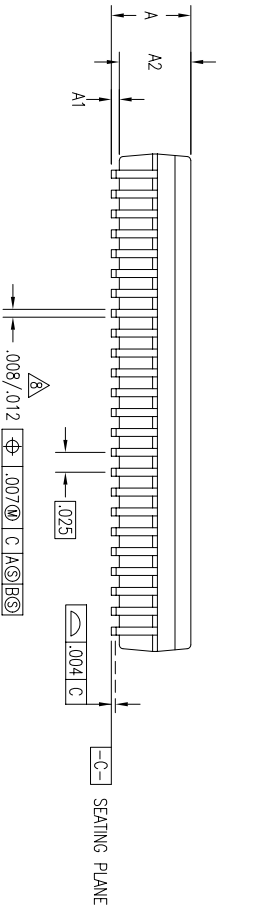
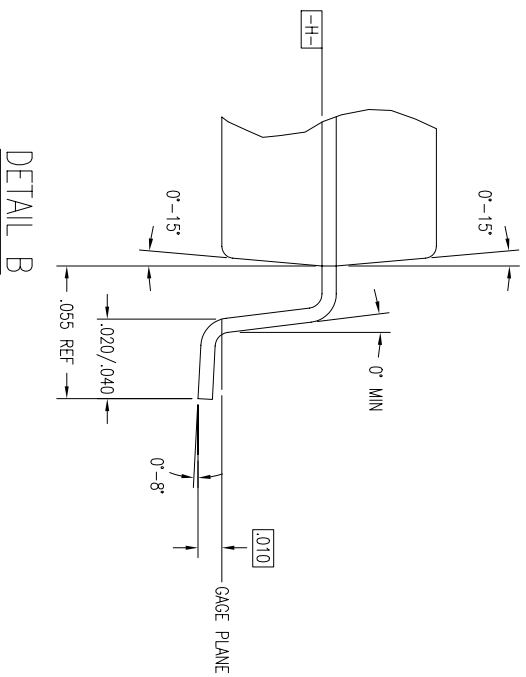
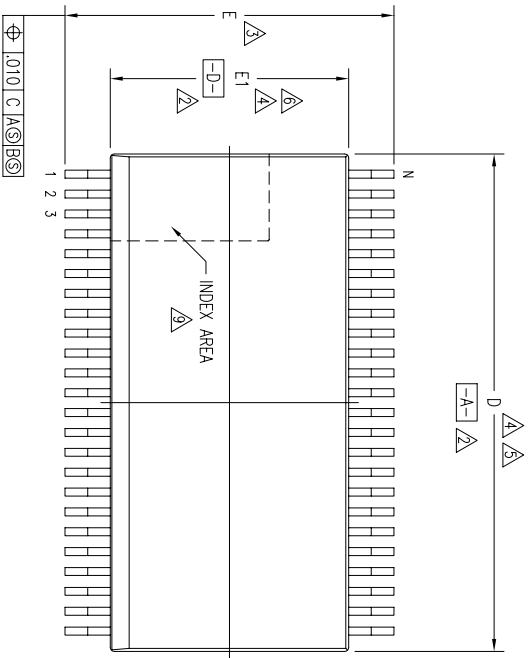


REVISIONS			
REV	DESCRIPTION	DATE	APPROVED
01	REMOVE CHAMFER FROM PACKAGE	04/15/92	T. VU
02	REDRAW TO JEDEC FORMAT	02/01/95	T. VU
03	ADD "GREEN" P/VG NOMENCLATURE	10/12/04	T. VU
04	ADDED PACKAGE CODE	12/12/12	RC



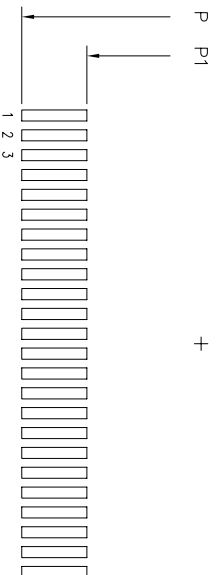
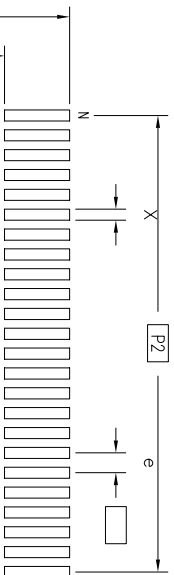
SECTION A-A

TOLERANCES UNLESS SPECIFIED		6024 SILVERCREEK VALLEY RD	
DECIMAL	ANGULAR	SAN JOSE CA 95138	
XXX±	±	PHONE: (408) 284-8200	
XXXX±		FAX: (408) 284-8591	
APPROVALS	DATE	www.IDT.com	
DRAWN		PV/PVG PACKAGE OUTLINE	
CHECKED		.300" BODY WIDTH SSOP	
		.025" PITCH	
SIZE	DRAWING No.	PSC-4029	REV
C			04
DO NOT SCALE DRAWING			SHEET 1 OF 2

REVISIONS			
REV	DESCRIPTION	DATE	APPROVED
01	REMOVE CHAMFER FROM PACKAGE	04/15/92	T. VU
02	REDRAW TO JEDEC FORMAT	02/01/95	T. VU
03	ADD "GREEN" P/VG NOMENCLATURE	10/12/04	TU VU
04	ADDED PACKAGE CODE	12/12/12	RC

LAND PATTERN DIMENSIONS

SYMBOL	PV/PVG48			PV/PVG56		
	JEDEC VARIATION			JEDEC VARIATION		
	AA	NOM	MAX	AB	NOM	MAX
A	.095	.102	.110	.095	.102	.110
A1	.008	.012	.016	.008	.012	.016
A2	.088	.090	.092	.088	.090	.092
D	.620	.625	.630	.720	.725	.730
E	.395	.405	.420	.395	.405	.420
E1	.291	.295	.299	.291	.295	.299
N	48			56		



NOTES:


- ALL DIMENSIONING AND TOLERANCING CONFORM TO ANSI Y14.5M-1982
- DATUMS **-A-** AND **-B-** TO BE DETERMINED AT DATUM PLANE **-H-**
- DIMENSION E TO BE DETERMINED AT SEATING PLANE **-C-**
- DIMENSIONS D AND E1 ARE TO BE DETERMINED AT DATUM PLANE **-H-**
- DIMENSION D DOES NOT INCLUDE MOLD FLASH, PROTRUSIONS OR GATE BURRS. MOLD FLASH, PROTRUSIONS AND GATE BURRS SHALL NOT EXCEED .006 PER SIDE
- DIMENSION E1 DOES NOT INCLUDE INTERLEAD FLASH OR PROTRUSIONS. INTERLEAD FLASH OR PROTRUSIONS SHALL NOT EXCEED .015 PER SIDE
- THESE DIMENSIONS APPLY TO THE FLAT SECTION OF THE LEAD BETWEEN .005 AND .010 FROM LEAD TIP
- LEAD WIDTH DIMENSION DOES NOT INCLUDE DAMBAR PROTRUSION. ALLOWABLE DAMBAR PROTRUSION IS .004 IN EXCESS OF THE LEAD WIDTH DIMENSION AT MAXIMUM MATERIAL CONDITION. DAMBAR CANNOT BE LOCATED ON THE LOWER RADIUS OR THE FOOT
- THE CHAMFER ON THE PACKAGE BODY IS OPTIONAL. IF IT IS NOT PRESENT, A VISUAL INDEX FEATURE MUST BE LOCATED WITHIN THE ZONE INDICATED
- ALL DIMENSIONS ARE IN INCHES
- THIS OUTLINE CONFORMS TO JEDEC PUBLICATION 95 REGISTRATION MO-118, VARIATION AA & AB

	MIN	MAX	MIN	MAX
P	.450	.458	.450	.458
P1	.282	.290	.282	.290
P2	.575 BSC		.675 BSC	
X	.010	.018	.010	.018
e	.025 BSC		.025 BSC	
N	48		56	

TOLERANCES UNLESS SPECIFIED	
DECIMAL	±
ANGULAR	±
XXX±	
XXXX±	
XXXX±	

APPROVALS	DATE	TITLE	SIZE	DRAWING No.	REV
DRAWN		PV/PVG PACKAGE OUTLINE	C	PSC-4029	04
CHECKED		.300" BODY WIDTH S50P .025" PITCH			

DO NOT SCALE DRAWING	SHEET 2 OF 2
----------------------	--------------


IDT™
 6024 SILVERCREEK VALLEY RD
 SAN JOSE CA 95138
 PHONE: (408) 284-8200
 FAX: (408) 284-8591
www.IDT.com