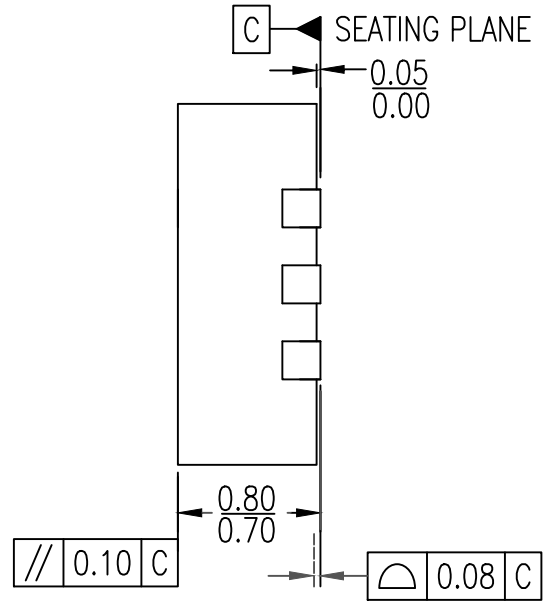
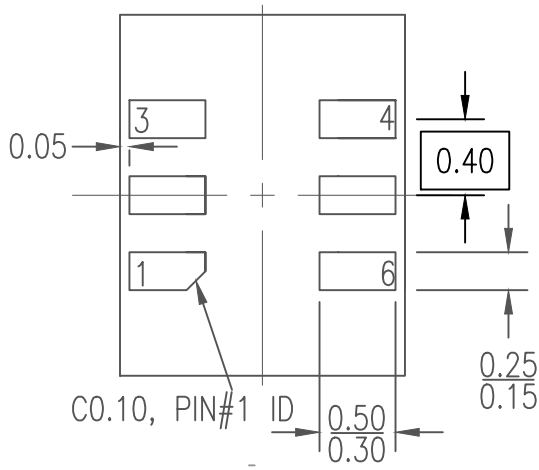


TOP VIEW



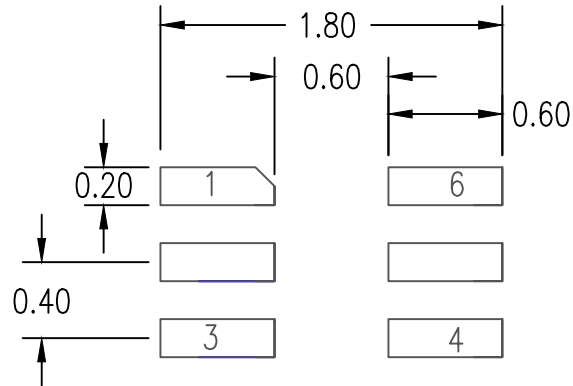
SIDE VIEW



BOTTOM VIEW

NOTE:

1. DIMENSIONING AND TOLERANCING CONFORMS TO ASME Y14.5M-1994.
2. ALL DIMENSIONS ARE IN MM.



RECOMMENDED LAND PATTERN DIMENSION

NOTE:

1. DIMENSIONING AND TOLERANCING CONFORMS TO ASME Y14.5M-1994.
2. ALL DIMENSIONS ARE IN MM.

Package Revision History		
Date Created	Rev No.	Description
August 7, 2018	Rev 00	Initial Release