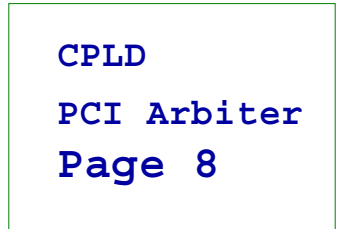
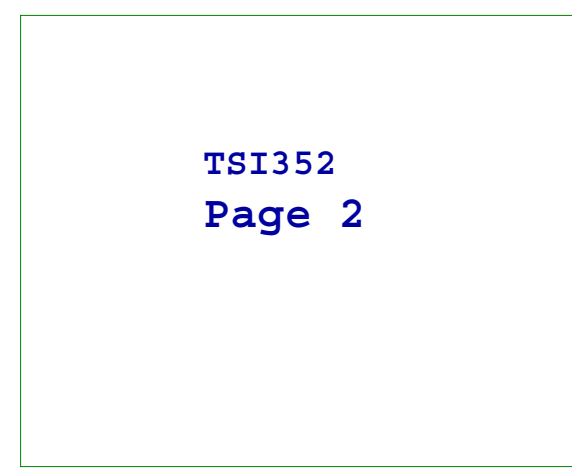
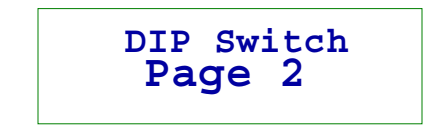
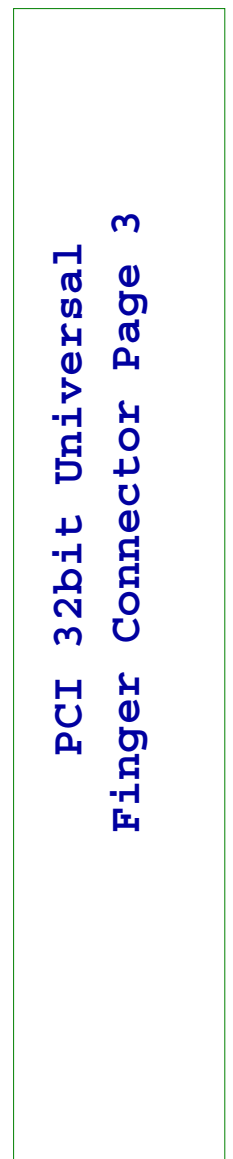



Tsi352 RDK1 V1.0 : 2-Port PCI-PCI Bridge Evaluation Board

F
E
D
C
B
A

F
E
D
C
B
A

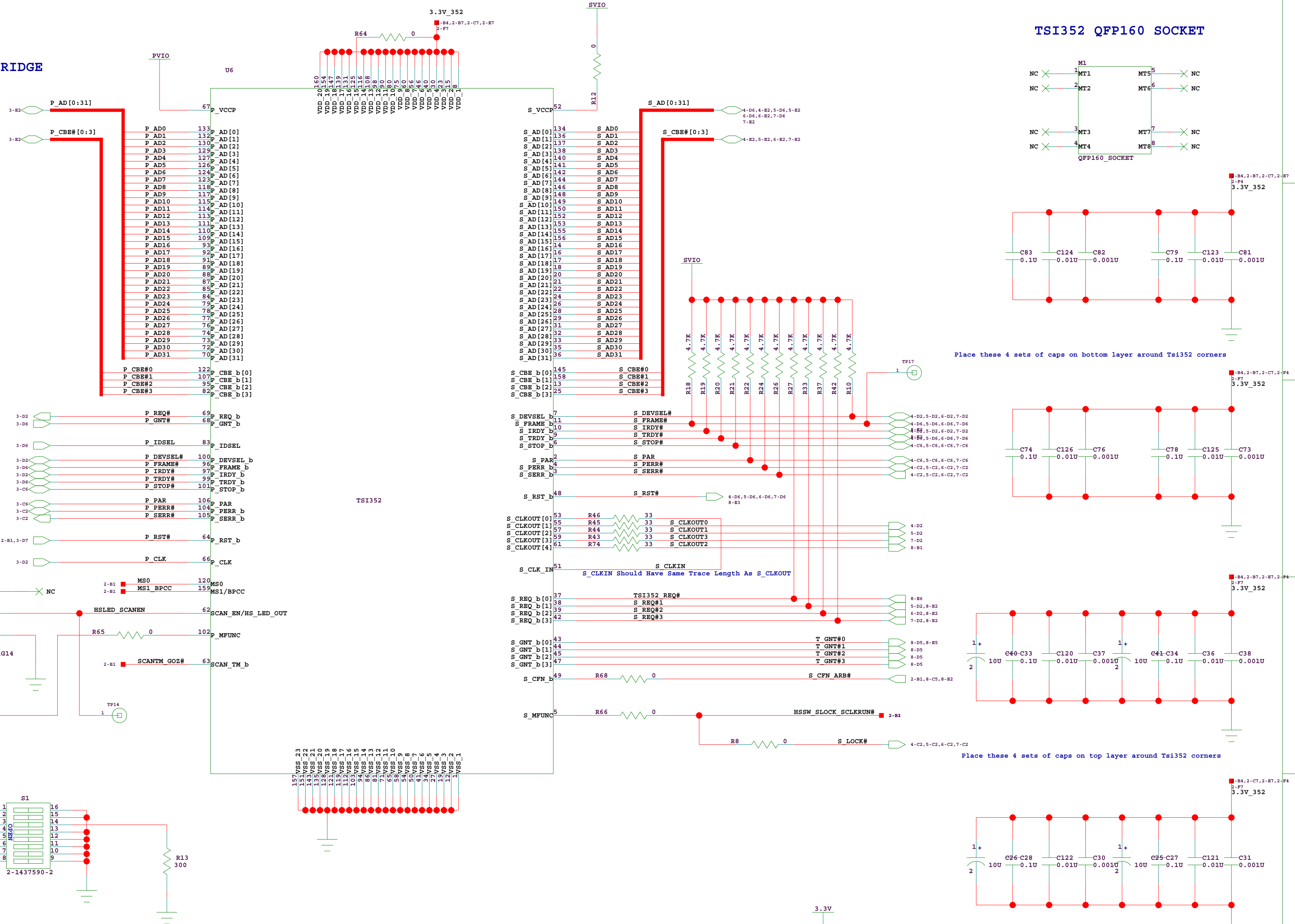
SLOT1 SLOT2 SLOT3 SLOT4



TITLE :				TSI352 RDK1 V1.0			
SIZE	DRAWING NUMBER :	Version:	DESIGNER :				
C	60D6000_SC001	Rev 0	IDT				
LAST MODIFIED DATE :			SHEET 1 OF 8				
7-17-2007_10:11							

TSI352 PCI-to-PCI BRIDGE

TSI352 QFP160 SOCKET



Place these 4 sets of caps on bottom layer around Tsi352 corners

Place these 4 sets of caps on top layer around Tsi352 corners

Note: Separate 3.3V from Tsi352 for the current measurement

S1 Switch Setting

BIT	Signal	ON	OFF	DEFAULT
1	MS0:	0: NO-LOCK	1: LOCK MODE	ON
2	MS1/BPCC:	SEE TABLE MS[0:1]		ON
3	SCANTM_GOZ#:	TEST MODE	Normal	OFF
4	ENUM_PLOCK_PCLKRUN#TEST MODE	Normal		OFF
5	HSSW_SLOCK_SCLKRUN#HS_SWITCH CLOSE HS_SWITCH OPEN			OFF
6	P_RST#:	TEST MODE	Normal	OFF
7	S_CFN_ARB#NT-ARBITER	EXT-ARBITER		ON
8	PCI_M66EN	33MHz	66MHz	OFF

MS[0:1] Setting Table

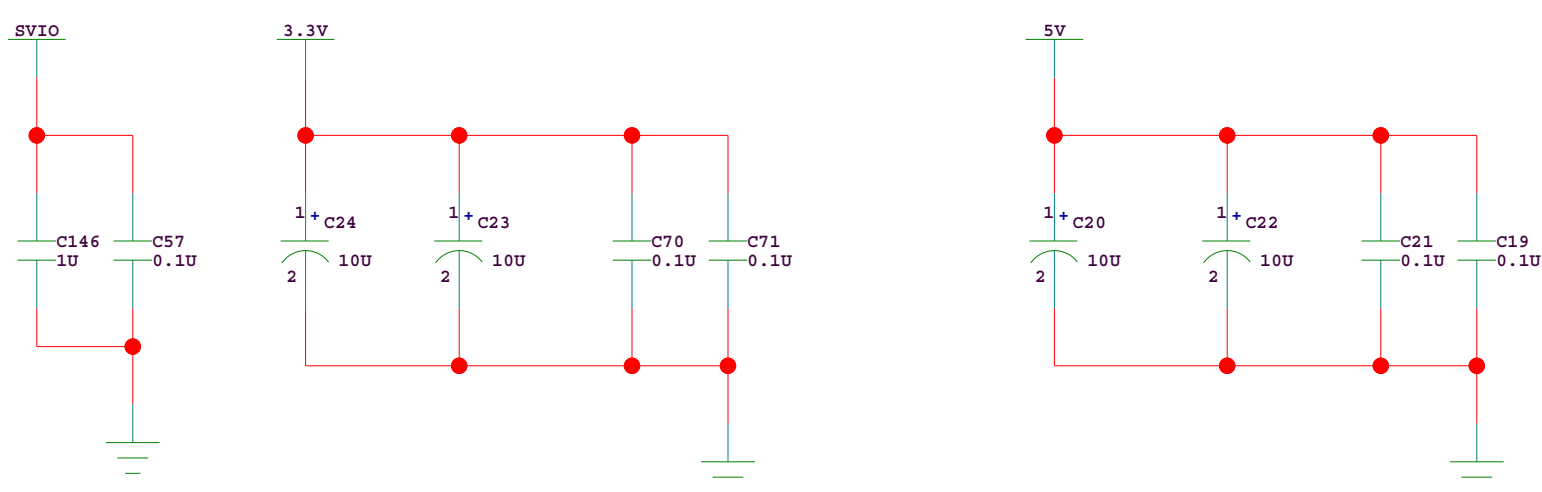
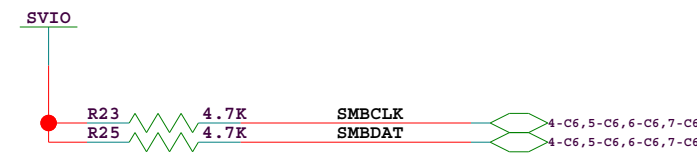
MS0	MS1	P_MFUNC	S_MFUNC	MODE
0	0	HS_ENUM#	HS_SWITCH#	Hot Swap
0	1	P_CLKRUN#	S_CLKRUN#	Clock Run
1	BPCC	P_LOCK#	S_LOCK#	PCI Lock
BPCC		1: Enable Power Management. 0: Disable Power Management.		

TITLE : **TSI352: 2-PORT PCI-PCI BRIDGE**

SIZE: **C** DRAWING NUMBER : **60D6000_SC001** Version: DESIGNER : **IDT**

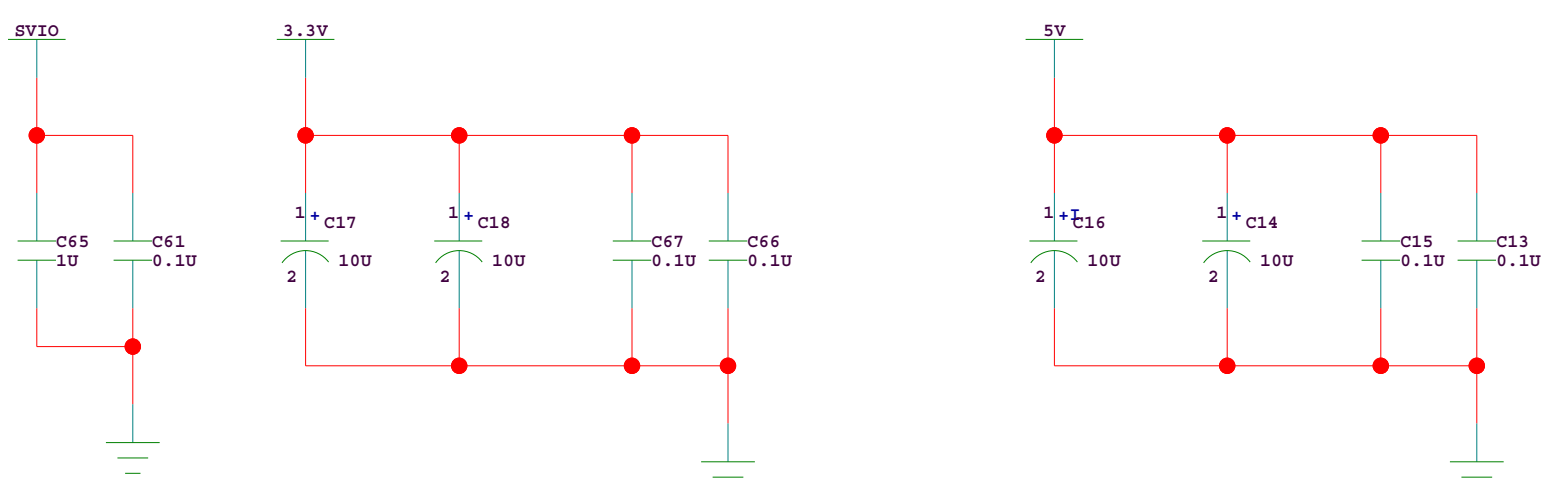
LAST MODIFIED DATE : **7-17-2007_10:31** SHEET **2** OF **8**

PCI 3.3V 32Bits Slot 1 Thru-hole Connector



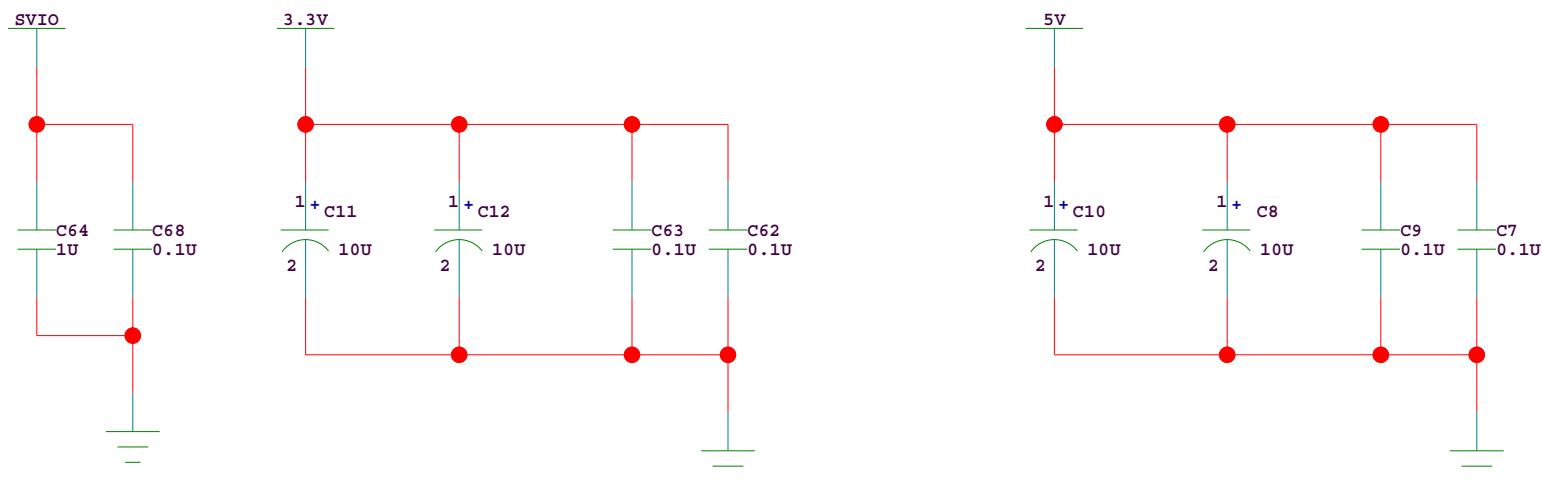

TITLE :			
PCI 3.3V 32BITS SLOT 1 THRU-HOLE CONNECTOR			
SIZE	DRAWING NUMBER :	Version:	DESIGNER :
C	60D6000_SC001		IDT
LAST MODIFIED DATE :		SHEET	
7-17-2007_10:11		4 OF 8	

PCI 3.3V 32Bits slot 2 Thru-hole connector



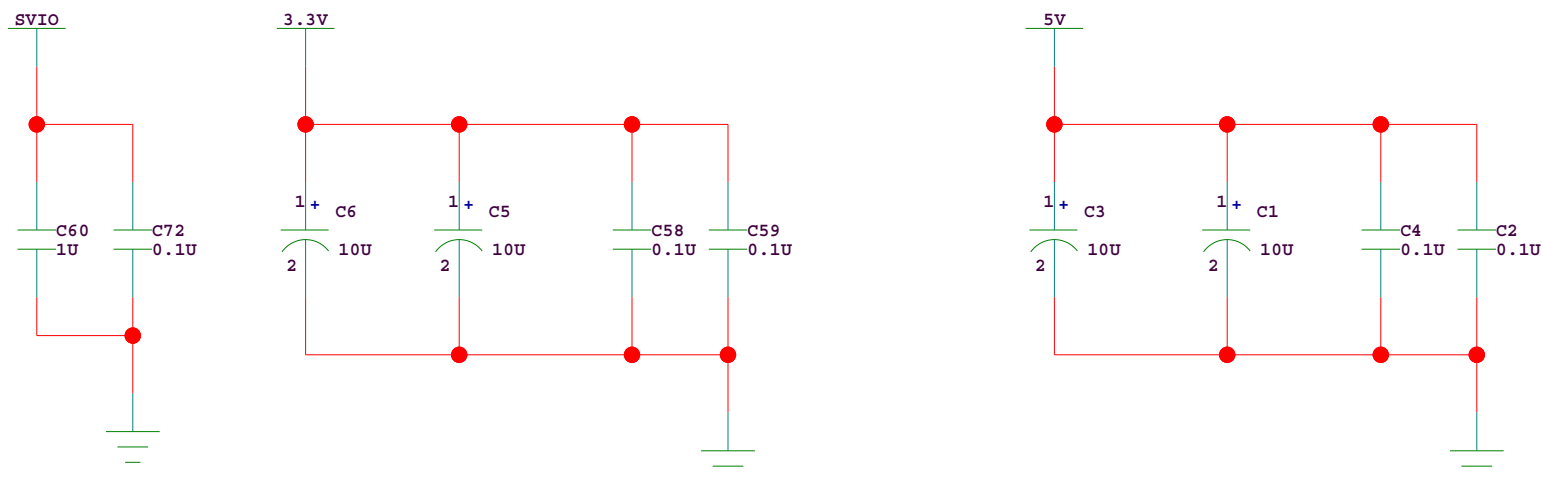

TITLE :			
PCI 3.3V 32BITS SLOT 2 THRU-HOLE CONNECTOR			
SIZE	DRAWING NUMBER :	Version:	DESIGNER :
C	60D6000_SC001		IDT
LAST MODIFIED DATE :			SHEET
7-17-2007_10:11			5 OF 8

PCI 3.3V 32Bits slot 3 Thru-hole connector



TITLE :			
PCI 3.3V 32BITS SLOT 3 THRU-HOLE CONNECTOR			
SIZE	DRAWING NUMBER :	Version:	DESIGNER :
C	60E3000_SC001		IDT
LAST MODIFIED DATE :			SHEET
7-17-2007_10:11			6 OF 8

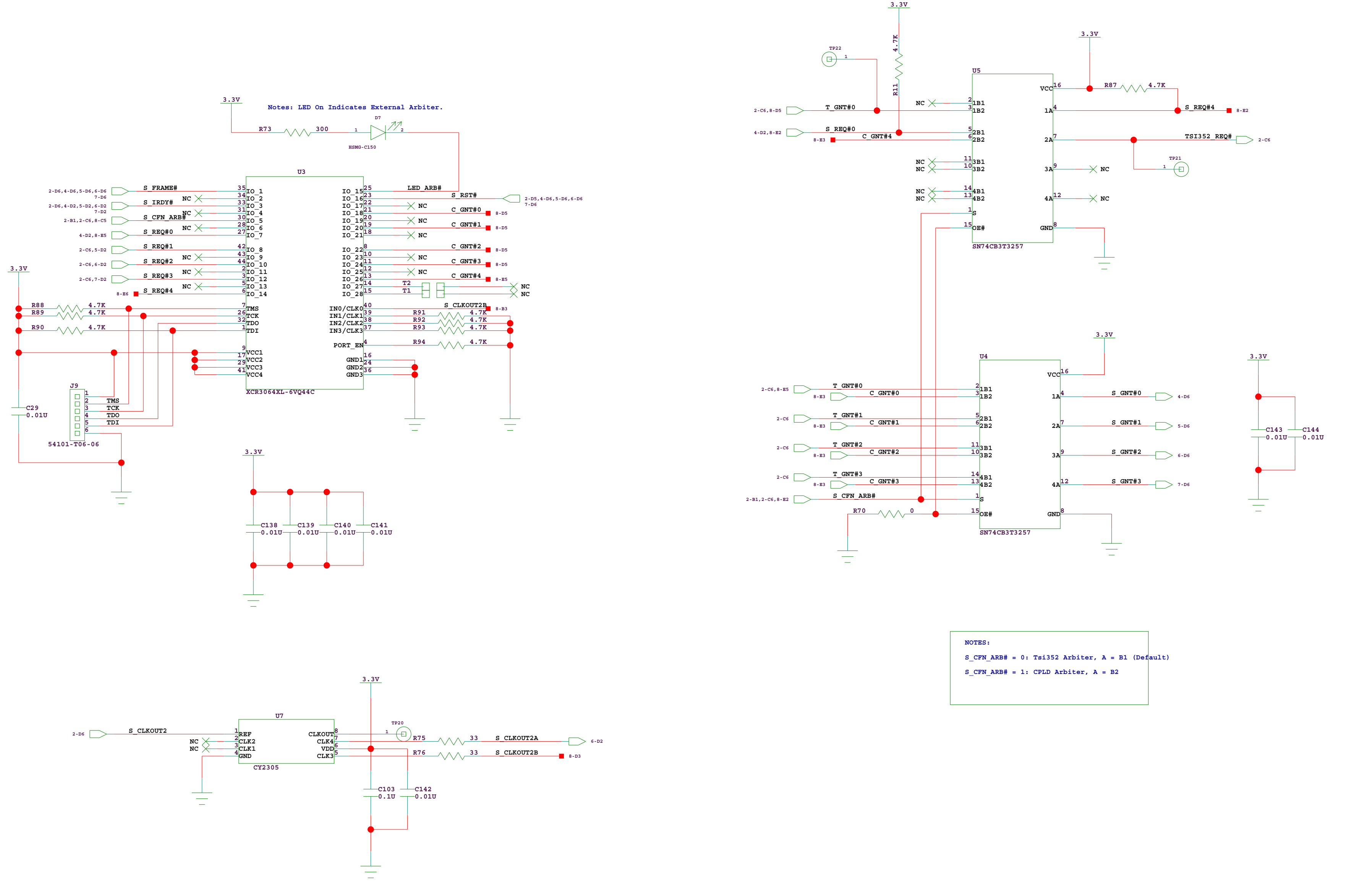
PCI 3.3V 32Bit slot 4 right angle edge connector



TITLE : PCI 3.3V 32BITS SLOT 4 RIGHT ANGLE CONNECTOR			
SIZE C	DRAWING NUMBER : 60E3000_SC001	Version:	DESIGNER : IDT
LAST MODIFIED DATE : 7-17-2007_10:11		SHEET 7 OF 8	

PCI External Arbiter

1 2 3 4 5 6 7



Notes: LED On Indicates External Arbiter.

NOTES:
 S_CFN_ARB# = 0: Tsi352 Arbiter, A = B1 (Default)
 S_CFN_ARB# = 1: CPLD Arbiter, A = B2

Notes:
 1) The trace length of S_CLKOUT2 + S_CLKOUTA should be the same as S_CLKOUT3.
 2) Keep the trace of S_CLKOUT2B as short as possible.

TITLE :			
PCI EXTERNAL ARBITER			
SIZE	DRAWING NUMBER :	Version:	DESIGNER :
C	60E3000_SC001		IDT
LAST MODIFIED DATE :			SHEET
7-17-2007_10:11			8 OF 8

1 2 3 4 5 6 7

F E D C B A

F E D C B A